

2023

# FINANCING AND BORROWING ACTIVITIES





**2023**

# **FINANCING AND BORROWING ACTIVITIES**

## European Investment Bank financing and borrowing activities 2023

© European Investment Bank, 2024

All rights reserved.

All questions on rights and licensing should be addressed to [publications@eib.org](mailto:publications@eib.org).

European Investment Bank  
98-100, boulevard Konrad Adenauer  
L-2950 Luxembourg

In nature, no organism exists without some relation to another one. Oxpeckers nourish themselves on the parasites they clean from the fur of a zebra. A clownfish shelters among the tentacles of an anemone, while fertilising it with its waste. Plovers clean the teeth of the Nile crocodile and, in doing so, feed themselves. The covers of our reports highlight these symbiotic, natural relationships this year, because they mirror the different levels on which each European Investment Bank project operates. When we finance infrastructure or innovation, we seek also to ensure that the project bolsters climate action or environmental sustainability. By investing in startups or green energy, our public finance encourages private investment that might otherwise have been withheld. In a world where humanity seems so often to be at odds with itself, we hope these images of natural collaboration will inspire readers to cross boundaries and build new partnerships.

Photo credits: GettyImages

Authorisation to reproduce or use these photos must be requested directly from the copyright holder.

For further information on the EIB's activities, please consult our website, [www.eib.org](http://www.eib.org).

You can also contact our Info Desk, [info@eib.org](mailto:info@eib.org). Get our e-newsletter at [www.eib.org/sign-up](http://www.eib.org/sign-up).

Published by the European Investment Bank.

Printed on FSC® paper.

## ABOUT THIS REPORT

At the European Investment Bank, we measure success in terms of our impact on people's lives. This report on our financing and borrowing allows you to assess our work, too.

The report lays out the Bank's public policy goals and details its investments in the projects that support them. It provides a breakdown of all projects signed in 2023 within the European Union and beyond. The report tracks our investment in different sectors in each EU country over the last five years. And it includes a summary of the European Investment Fund's 2023 results.

These numbers show that — even in a year marked by geopolitical tensions, supply chain disruption and the ongoing effects of the COVID-19 pandemic — the European Investment Bank Group remained steadfast in its commitment to innovation, sustainability and equality.

In 2023, the European Investment Bank Group signed new financing contracts for close to €88 billion, backing high-impact projects in areas that include climate action, sustainable infrastructure and healthcare.

The urgent need to address climate change remained at the forefront of the EIB Group's agenda. With €349 billion of green investment mobilised since 2021, the Group is on track to achieve its goal of supporting €1 trillion of green financing by the end of the decade. In 2023, €49 billion of our financing went to climate action and environmental sustainability, up from €38 billion in 2022.

The European Investment Bank's investments included more than €21 billion under REPowerEU, an initiative designed to reduce Europe's dependence on fossil fuels and accelerate the green transition. The electricity generation capacity the Group financed in 2023 will be able to power 13.8 million households.

In a year characterised by growing instability around the world, EIB Global, the Group's dedicated arm for investments outside the European Union, provided more than €8.4 billion for projects, almost half of which went to the world's least-developed countries and fragile states. This includes our financial support for Ukraine, with more than €2 billion provided since Russia's invasion.



# CONTENTS

## 2 EUROPEAN INVESTMENT BANK

### 2 HIGHLIGHTS 2023

### 3 GEOGRAPHICAL BREAKDOWN OF FINANCE CONTRACTS SIGNED

### 4 EUROPEAN UNION

4	AUSTRIA	13	FRANCE	27	MALTA
5	BELGIUM	16	GERMANY	28	NETHERLANDS
6	BULGARIA	18	GREECE	29	POLAND
7	CROATIA	19	HUNGARY	31	PORTUGAL
8	CYPRUS	20	IRELAND	32	REGIONAL – EU COUNTRIES
9	CZECH REPUBLIC	21	ITALY	33	ROMANIA
10	DENMARK	24	LATVIA	34	SLOVAKIA
11	ESTONIA	25	LITHUANIA	35	SLOVENIA
12	FINLAND	26	LUXEMBOURG	36	SPAIN
				39	SWEDEN

### 40 OUTSIDE THE EUROPEAN UNION

40	EUROPEAN FREE TRADE ASSOCIATION (EFTA) COUNTRIES
40	CANDIDATE COUNTRIES
41	POTENTIAL CANDIDATE COUNTRIES
41	EASTERN EUROPE, SOUTH CAUCASUS
41	MEDITERRANEAN COUNTRIES
42	AFRICAN, CARIBBEAN AND PACIFIC (ACP) COUNTRIES
45	SOUTH AFRICA
45	ASIA (EXCL. CENTRAL ASIA)
45	CENTRAL ASIA
45	LATIN AMERICA

### 47 STATISTICAL SUPPLEMENT

## 58 EUROPEAN INVESTMENT FUND

### 58 HIGHLIGHTS 2023

59	EIF EQUITY SIGNATURES
63	EIF GUARANTEE SIGNATURES
68	EIF INCLUSIVE FINANCE SIGNATURES

# EUROPEAN INVESTMENT BANK

## HIGHLIGHTS 2023

### Resources raised (before swaps) (€ million)

Total:

**€49 767**

	€	£	\$	OTHER CURRENCIES
	24 425	2 368	16 755	6 219

### Financing activity (€ million)

APPROVED: **€84 174**      76 959      7 215

SIGNED: **€75 142**      66 544      8 598

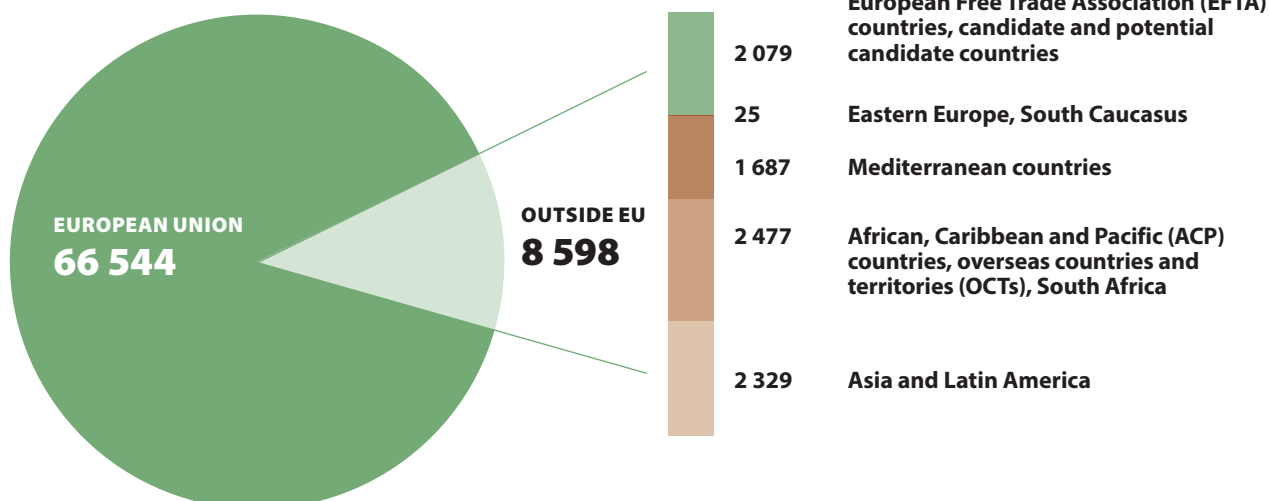
DISBURSED: **€54 364**      48 330      6 034

European Union      Outside the European Union

### Geographical breakdown of signatures (€ million)

Total:

**€65 149**





# GEOGRAPHICAL BREAKDOWN OF FINANCE CONTRACTS SIGNED

(€ million)

	2023		2019-2023	
	Amount	%	Amount	%
Austria	1 181	1.6	7 104	2.1
Belgium	2 145	2.9	9 980	3.0
Bulgaria	539	0.7	1 540	0.5
Croatia	399	0.5	1 320	0.4
Cyprus	230	0.3	1 189	0.4
Czech Republic	1 687	2.2	6 948	2.1
Denmark	1 070	1.4	3 976	1.2
Estonia	540	0.7	1 475	0.4
Finland	616	0.8	5 479	1.6
France	10 648	14.2	44 479	13.3
Germany	7 295	9.7	28 907	8.6
Greece	2 241	3.0	11 599	3.5
Hungary	447	0.6	3 586	1.1
Ireland	991	1.3	4 494	1.3
Italy	11 084	14.8	50 605	15.1
Latvia	77	0.1	745	0.2
Lithuania	406	0.5	1 843	0.6
Luxembourg	34	0.0	624	0.2
Malta	30	0.0	151	0.0
Netherlands	2 137	2.8	10 035	3.0
Poland	4 727	6.3	24 341	7.3
Portugal	1 831	2.4	7 111	2.1
Regional - EU countries	792	1.1	4 485	1.3
Romania	1 868	2.5	4 908	1.5
Slovakia	254	0.3	899	0.3
Slovenia	292	0.4	819	0.2
Spain	10 522	14.0	43 723	13.1
Sweden	2 462	3.3	9 727	2.9
<b>European Union</b>	<b>66 544</b>	<b>88.6</b>	<b>292 088</b>	<b>87.2</b>
<i>of which third-party resources</i>	<i>378</i>		<i>13 131</i>	
EFTA countries <sup>(1)</sup>	161	0.2	469	0.1
Former Member State: United Kingdom	–	–	456	0.1
Candidate countries	1 799	2.4	7 482	2.2
Potential candidate countries	120	0.2	716	0.2
Eastern Europe, South Caucasus	25	0.0	515	0.2
Mediterranean countries	1 687	2.2	11 845	3.5
African, Caribbean and Pacific (ACP) countries, overseas countries and territories (OCTs)	2 377	3.2	10 839	3.2
South Africa	100	0.1	529	0.2
Asia, Central Asia	1 361	1.8	5 347	1.6
Latin America	969	1.3	4 554	1.4
<b>Outside the European Union</b>	<b>8 598</b>	<b>11.4</b>	<b>42 754</b>	<b>12.8</b>
<i>of which third-party resources</i>	<i>888</i>		<i>4 640</i>	
<b>Total</b>	<b>75 142</b>	<b>100.0</b>	<b>334 842</b>	<b>100.0</b>

Note:

Amounts are expressed in € million.

To record statistics on its financing operations — contract signatures and disbursements — the EIB uses the following conversion rates: conversion rates obtained on the day of the operation.

As round figures are used, it is possible that the totals do not correspond to the sum of the individual amounts.

The new public policy goals were presented in the Operational Plan 2021. In the list of operations within the European Union, the public policy goals with which projects comply are indicated in the right-hand column:

- Sustainable cities and regions (SC-R)
- Sustainable energy and natural resources (SE-NR)
- Innovation, digital and human capital (INNOV-D-HC)
- SME and mid-cap finance (SME)

*Cross-cutting indicators*

- Economic and social cohesion (ESC)
- Climate action and environmental sustainability (CA-ES)

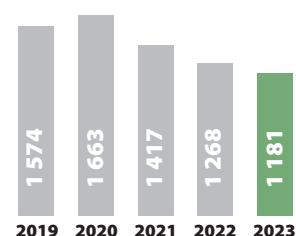
In the list of operations outside the European Union, loans from own resources are indicated by \*, and financing operations from third-party resources, in the form of either a conditional loan or an equity participation, by ▲.

<sup>(1)</sup> European Free Trade Association (EFTA).

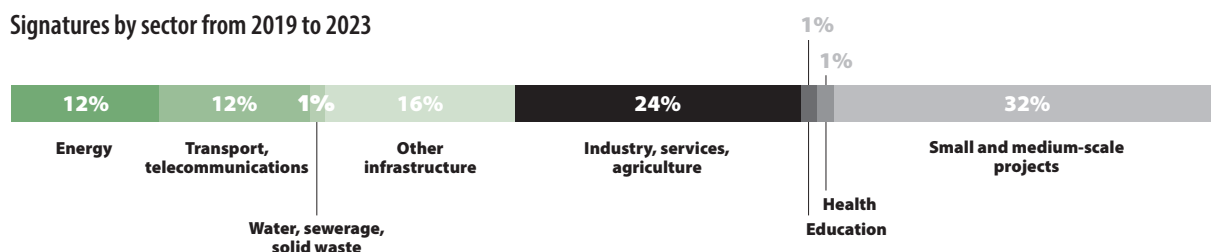
# EUROPEAN UNION

## AUSTRIA

Signatures  
2019-2023 (in € million)



Signatures by sector from 2019 to 2023



### €1 181.4 million

			SC-R	SE-NR	INNOV-D-HC	SME	CA-ES	ESC
BAWAG PSK URBAN DEVELOPMENT	BAWAG PSK BANK FUER ARBEIT UND WIRTSCHAFT UND OESTERREICHISCHE POSTSPARKASSE AG	50.0	■	■	■	■	■	■
DINO DOPPELSTOCKTRIEBZUEGE	OEBB-PERSONENVERKEHR AG, N/A	200.0	■	■	■	■	■	■
AFFORDABLE HOUSING ERSTE BANK III	ERSTE BANK DER OESTERREICHISCHEN SPARKASSEN AG	75.0	■	■	■	■	■	■
AFFORDABLE HOUSING HYPO NOE III	HYPO NOE LANDESBANK FUER NIEDEROESTERREICH UND WIEN AG	135.0	■	■	■	■	■	■
PLANSEE HIGH-PERFORMANCE MATERIALS RDI	PLANSEE HOLDING AG	75.0	■	■	■	■	■	■
AVL AUTOMOTIVE TEST SYSTEMS RDI	N/A, AVL LIST GMBH	50.0	■	■	■	■	■	■
GROPYUS (IEU GT)	N/A, GROPYUS AG	9.2	■	■	■	■	■	■
KTM MODERN MOBILITY TECHNOLOGY	KTM AG	100.0	■	■	■	■	■	■
HYPO VORARLBERG ENHANCED SUPPORT FOR EE III	ACCEPTABLE CORPORATES - HYPO VORARLBERG SYNTHETIC 2023	61.2	■	■	■	■	■	■
EVN RENEWABLE ENERGY INVESTMENTS GREEN LOAN	EVN AG	110.0	■	■	■	■	■	■
ERSTE BANK ENHANCED SME AND MIDCAP SUPPORT	ACCEPTABLE CORPORATES - ERSTE BANK SYNTHETIC 2023 (AUSTRIA)	49.0	■	■	■	■	■	■
WASSER BURGENLAND	WASSERLEITUNGSVERBAND NOERDLICHES BURGENLAND	50.0	■	■	■	■	■	■
ERSTE GREEN HOUSING II FL	ERSTE BANK DER OESTERREICHISCHEN SPARKASSEN AG	50.0	■	■	■	■	■	■
JUNGHEINRICH INTRALOGISTICS SOLUTIONS RDI II	JUNGHEINRICH AG	10.3	■	■	■	■	■	■
ENGELHARTSTETTEN	WINDPARK ENGELHARTSTETTEN GMBH	51.4	■	■	■	■	■	■
ENGELHARTSTETTEN	WINDPARK ENGELHARTSTETTEN GMBH, ERSTE BANK DER OESTERREICHISCHEN SPARKASSEN AG	15.4	■	■	■	■	■	■
ERP-FONDS LOAN FOR SMES & MIDCAPS AND INNOVATION	ERP-FONDS	50.0	■	■	■	■	■	■
HYPO VORARLBERG LOAN SMES MIDCAPS AND OTHER OBJ	HYPO VORARLBERG BANK AG	40.0	■	■	■	■	■	■

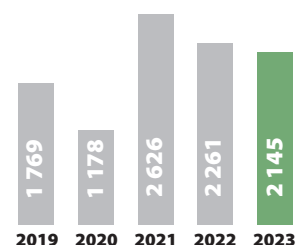
SC-R Sustainable cities and regions  
SE-NR Sustainable energy and natural resources

INNOV-D-HC Innovation, digital and human capital  
SME SME and mid-cap finance

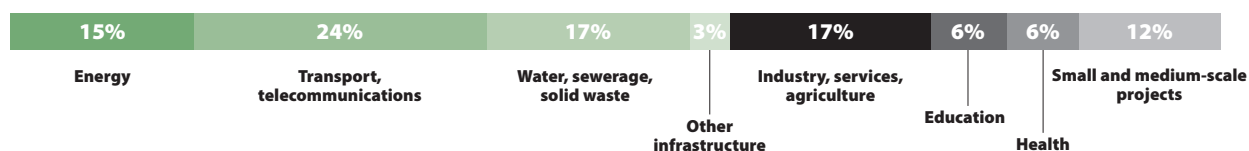
CA-ES Climate action and environmental sustainability  
ESC Economic and social cohesion

# BELGIUM

## Signatures 2019-2023 (in € million)



### Signatures by sector from 2019 to 2023



## €2 145.0 million

Project Name	Beneficiary	Amount (€ million)	SC-R	SE-NR	INNOV-D-HC	SME	CA-ES	ESC
OOSTERWEEL CONNECTION	VLAAMS GEWEST, N/A, BEHEERSMAATSCHAPPIJ ANTWERPEN MOBIEL	100.0	■	■	■	■	■	■
FLUVIUS SMART METERS	FLUVIUS SYSTEM OPERATOR	198.0	■	■	■	■	■	■
BRUSSELS WATER & SEWAGE NETWORKS (VIVAQUA)	VIVAQUA	335.0	■	■	■	■	■	■
FLANDERS SUSTAINABLE WASTEWATER TREATMENT II	AQUAFIN NV	200.0	■	■	■	■	■	■
ATLAS COPCO RDI FOR SUSTAINABLE PRODUCTIVITY	ATLAS COPCO AB	209.0	■	■	■	■	■	■
COVESTRO SUSTAINABLE SOLUTIONS RDI	N/A, COVESTRO AG	10.0	■	■	■	■	■	■
NOVADIP (IEU TI)	NOVADIP BIOSCIENCES	18.0	■	■	■	■	■	■
RESA ELECTRICITY NETWORK UPGRADE	RESA SA, N/A	190.0	■	■	■	■	■	■
AKKERMANSIA (IEU LS)	THE AKKERMANSIA COMPANY SA	20.0	■	■	■	■	■	■
WALLONIA SUSTAINABLE WASTEWATER TREATMENT II	SOCIETE PUBLIQUE DE GESTION DE L'EAU	230.0	■	■	■	■	■	■
BRUSSELS REGION SUSTAINABLE MOBILITY II	SOCIETE DES TRANSPORTS INTERCOMMUNAUX DE BRUXELLES	475.0	■	■	■	■	■	■
DE LAGE LANDEN SUSTAINABILITY L4SME-MIDCAPS 2	DE LAGE LANDEN INTERNATIONAL BV	10.0	■	■	■	■	■	■
ING BANK SUSTAINABLE PROJECTS L4SME-MIDCAPS 2	ING BANK NV	135.0	■	■	■	■	■	■
RABOBANK IMPACT LOAN FOR SMES AND MIDCAPS VIII	COOPERATIEVE RABOBANK UA	10.0	■	■	■	■	■	■
SG EQUIPMENT FINANCE BENELUX L4SMES & MIDCAPS II	SG EQUIPMENT FINANCE BENELUX BV	5.0	■	■	■	■	■	■

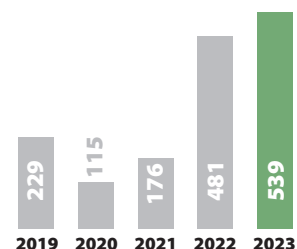
SC-R Sustainable cities and regions  
SE-NR Sustainable energy and natural resources

INNOV-D-HC Innovation, digital and human capital  
SME SME and mid-cap finance

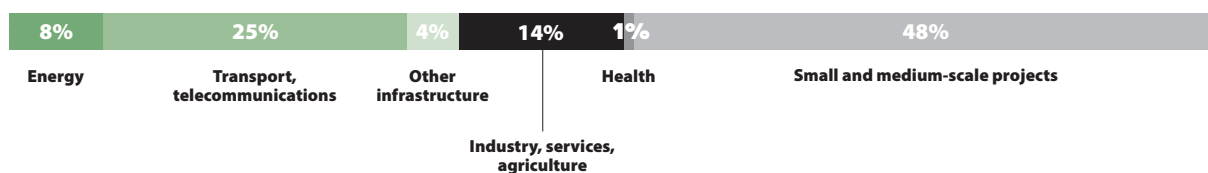
CA-ES Climate action and environmental sustainability  
ESC Economic and social cohesion

# BULGARIA

Signatures  
2019-2023 (in € million)



Signatures by sector from 2019 to 2023



**€538.8 million**

Project Name	Beneficiary	Amount (€ million)	SC-R	SE-NR	INNOV-D-HC	SME	CA-ES	ESC
OLIVA GRAIN PORT TERMINAL	N/A, LOGISTIC CENTRE VARNA EAD	50.0	■	■	■	■	■	■
PROCREDIT BG ENHANCED SUPPORT SMES & CA	ACCEPTABLE CORPORATES - PRO CREDIT BANK SYNTHETIC 2023	100.0	■	■	■	■	■	■
PROCREDIT BG ENHANCED SUPPORT SMES & CA	ACCEPTABLE CORPORATES - PRO CREDIT BANK SYNTHETIC 2023	40.5	■	■	■	■	■	■
UNITED BULGARIAN BANK RISK SHARING	ACCEPTABLE CORPORATES FOR 94371 UBB LRS ENHANCED SUPPORT	75.0	■	■	■	■	■	■
BURGAS SPECIALIZED CHILDRENS HOSPITAL	BURGAS MUNICIPALITY	12.8	■	■	■	■	■	■
ELDRIVE - CHARGING STATION NETWORK (IEU GT)	N/A, ELDRIVE HOLDING GMBH	6.8	■	■	■	■	■	■
AGRIA FOOD PRODUCTION CAPACITY	N/A, KRISTERA AD	35.0	■	■	■	■	■	■
MYTILINEOS REPOWEREU FRAMEWORK LOAN	MYTILINEOS SA, MYTILINEOS ITALY SINGLE MEMBER SA, METKA - EGN LTD	6.0	■	■	■	■	■	■
ALLIANZ BANK BG ENHANCED SUPPORT SMES & CA	ACCEPTABLE CORPORATES - ALLIANZ BANK BULGARIA SYNTHETIC 2023	29.0	■	■	■	■	■	■
BDB LOAN FOR SMES AND MIDCAPS	BULGARIAN DEVELOPMENT BANK EAD	175.0	■	■	■	■	■	■
DSL LOAN FOR SME MIDCAPS AND CLIMATE ACTION	DEUTSCHE LEASING FUNDING BV	8.8	■	■	■	■	■	■

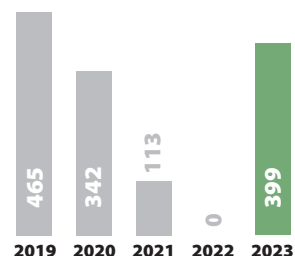
SC-R Sustainable cities and regions  
SE-NR Sustainable energy and natural resources

INNOV-D-HC Innovation, digital and human capital  
SME SME and mid-cap finance

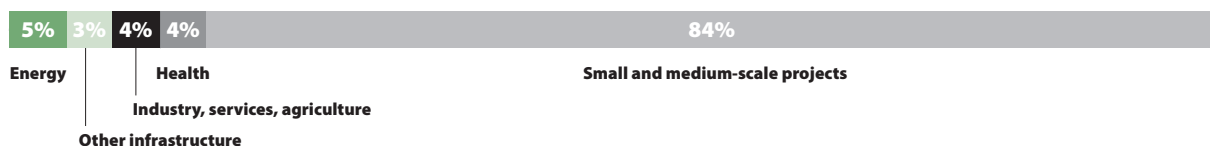
CA-ES Climate action and environmental sustainability  
ESC Economic and social cohesion

# CROATIA

Signatures  
2019-2023 (in € million)



Signatures by sector from 2019 to 2023



**€399.0 million**

Project Name	Beneficiary	Amount (€ million)	SC-R	SE-NR	INNOV-D-HC	SME	CA-ES	ESC
ZABA LRS ENHANCED SUSTAINABLE SUPPORT	PUBLIC ENTITY(IES), ACCEPTABLE CORPORATE(S)	150.0	■	■	■	■	■	■
SPLIT MUNICIPAL INFRASTRUCTURE FRAMEWORK LOAN	CITY OF SPLIT	49.0	■	■	■	■	■	■
HBOR CLIMATE MBIL FOR SMES MID-CAPS & PUBLIC	HRVATSKA BANKA ZA OBNOVU I RAZVITAK	200.0	■	■	■	■	■	■

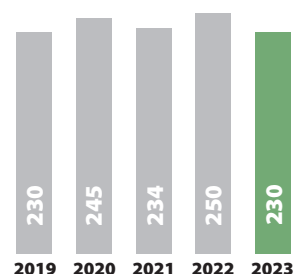
SC-R Sustainable cities and regions  
SE-NR Sustainable energy and natural resources

INNOV-D-HC Innovation, digital and human capital  
SME SME and mid-cap finance

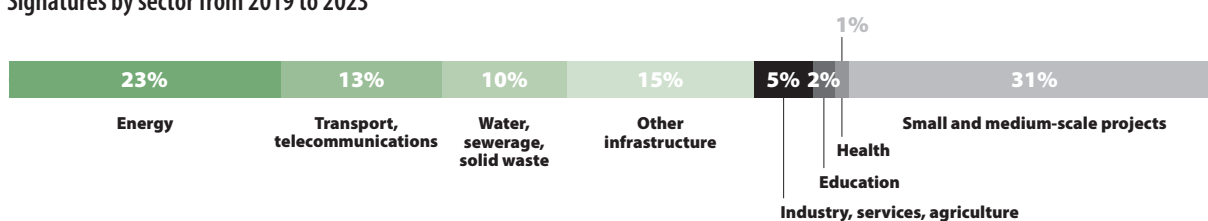
CA-ES Climate action and environmental sustainability  
ESC Economic and social cohesion

# CYPRUS

Signatures  
2019-2023 (in € million)



Signatures by sector from 2019 to 2023



## €230.0 million

Project Name	Beneficiary	Amount (€ million)	SC-R	SE-NR	INNOV-D-HC	SME	CA-ES	ESC
CYPRUS EU FUNDS CO-FINANCING 2021-2027	REPUBLIC OF CYPRUS	130.0	■	■	■	■	■	■
CYPRUS WASTEWATER INVESTMENTS PROJECT	SEWERAGE BOARD OF NICOSIA	75.0	■	■	■	■	■	■
CYPRUS WASTEWATER INVESTMENTS PROJECT	SEWERAGE BOARD OF LIMASSOL-AMATHUS	10.0	■	■	■	■	■	■
CYPRUS WASTEWATER INVESTMENTS PROJECT	LARNACA SEWERAGE AND DRAINAGE BOARD	15.0	■	■	■	■	■	■

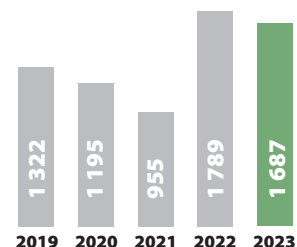
SC-R Sustainable cities and regions  
SE-NR Sustainable energy and natural resources

INNOV-D-HC Innovation, digital and human capital  
SME SME and mid-cap finance

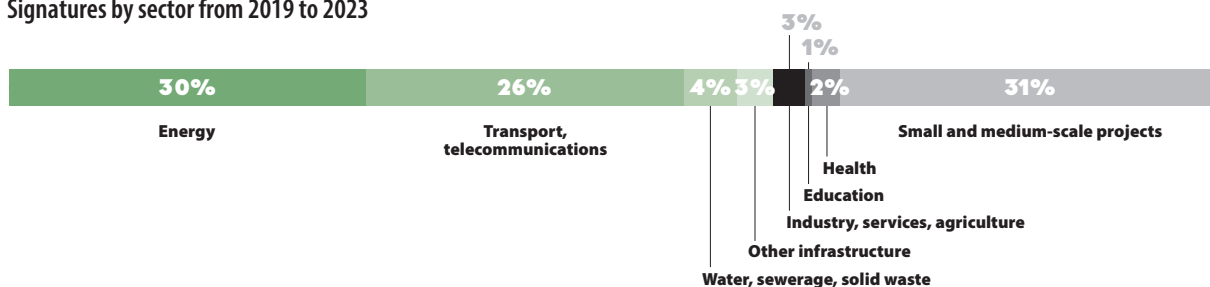
CA-ES Climate action and environmental sustainability  
ESC Economic and social cohesion

# CZECH REPUBLIC

Signatures  
2019-2023 (in € million)



Signatures by sector from 2019 to 2023



**€1 687.3 million**

Loan Description	Beneficiary	Amount (€ million)	SC-R	SE-NR	INNOV-D-HC	SME	CA-ES	ESC
CTP ROOFTOP SOLAR PV GREEN LOAN	CTP NV	76.0	■	■	■	■	■	■
IVECO GROUP ELECTRIC VEHICLES AND DIGITALISATION	IVECO GROUP NV	16.3	■	■	■	■	■	■
ATLAS COPCO RDI FOR SUSTAINABLE PRODUCTIVITY	ATLAS COPCO AB	19.0	■	■	■	■	■	■
BRNO DISTRICT HEATING AND BIOMASS	TEPLARNY BRNO AS	75.0	■	■	■	■	■	■
VGP PV GREEN LOAN	VGP RENEWABLE ENERGY NV	13.5	■	■	■	■	■	■
CZECH RAIL TEN-T AND SAFETY	SPRAVA ZELEZNIC STATNI ORGANIZACE	984.5	■	■	■	■	■	■
ABB RDI FOR SMART & SUSTAINABLE ELECTRIFICATION	ABB LTD	28.0	■	■	■	■	■	■
P3 ROOFTOP SOLAR PV GREEN LOAN	P3 GROUP SARL	15.0	■	■	■	■	■	■
SGEF CZ LOAN FOR SMES-MIDCAPS & OTHER OBJECTIVES	SG EQUIPMENT FINANCE CZECH REPUBLIC SRO	160.0	■	■	■	■	■	■
CSAS LOAN FOR SMES AND MIDCAPS	CESKA SPORITELNA AS	200.0	■	■	■	■	■	■
CSAS LOAN FOR SMES AND MIDCAPS	CESKA SPORITELNA AS	100.0	■	■	■	■	■	■

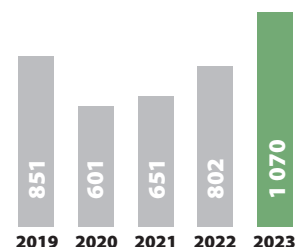
SC-R Sustainable cities and regions  
SE-NR Sustainable energy and natural resources

INNOV-D-HC Innovation, digital and human capital  
SME SME and mid-cap finance

CA-ES Climate action and environmental sustainability  
ESC Economic and social cohesion

# DENMARK

## Signatures 2019-2023 (in € million)



### Signatures by sector from 2019 to 2023



## €1 070.4 million

Project Name	Counterparty	Amount (€ million)	SC-R	SE-NR	INNOV-D-HC	SME	CA-ES	ESC
NORDLB RENEWABLE ENERGY	NORRDEUTSCHE LANDESBANK GIROZENTRALE	25.0	■	■	■	■	■	■
NOVOZYMES INNOVATIVE BIOTECHNOLOGY SOLUTIONS	NOVOZYMES A/S	100.0	■	■	■	■	■	■
COMET UPCYCLING ARABINOXYLAN PLANT (IEU GT)	COMET BIO DENMARK APS	37.9	■	■	■	■	■	■
ATEA DATA CENTRES AND DIGITAL TRANSFORMATION	ATEA ASA	27.5	■	■	■	■	■	■
PROJECT HIVE (IEU LS)	ZEALAND PHARMA A/S	50.0	■	■	■	■	■	■
PROJECT HIVE (IEU LS)	ZEALAND PHARMA A/S	20.0	■	■	■	■	■	■
PROJECT HIVE (IEU LS)	ZEALAND PHARMA A/S	20.0	■	■	■	■	■	■
RWE THOR OFFSHORE WIND FARM GREEN LOAN	RWE AG	500.0	■	■	■	■	■	■
JYSKE BANK LOAN FOR SMES AND MIDCAPS IV	JYSKE BANK A/S	200.0	■	■	■	■	■	■
RINGKJOEBING LANDBOBANK (RLB) LOAN FOR SMES CA	RINGKJOEBING LANDBOBANK A/S	90.0	■	■	■	■	■	■

SC-R Sustainable cities and regions  
SE-NR Sustainable energy and natural resources

INNOV-D-HC Innovation, digital and human capital  
SME SME and mid-cap finance

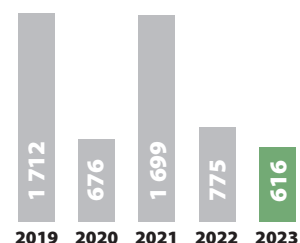
CA-ES Climate action and environmental sustainability  
ESC Economic and social cohesion





# FINLAND

## Signatures 2019-2023 (in € million)



### Signatures by sector from 2019 to 2023



## €615.7 million

Project Name	Company	Amount (€ million)	SC-R	SE-NR	INNOV-D-HC	SME	CA-ES	ESC
KEMI BIOPRODUCT MILL	METSA FIBRE OY	50.0	■	■	■	■	■	■
KEMI BIOPRODUCT MILL	METSA FIBRE OY	50.0	■	■	■	■	■	■
HELSINKI VOCATIONAL EDUCATION CAMPUSES	N/A, CITY OF HELSINKI	110.0	■	■	■	■	■	■
TOIVO - GREEN LOAN	TOIVO GROUP OYJ	60.0	■	■	■	■	■	■
JOO GROUP - GREEN LOAN	JOO GROUP OY	100.0	■	■	■	■	■	■
ATEA DATA CENTRES AND DIGITAL TRANSFORMATION	ATEA ASA	3.5	■	■	■	■	■	■
AGCO MACHINERY RDI II	AGCO CORP	38.5	■	■	■	■	■	■
ABB RDI FOR SMART & SUSTAINABLE ELECTRIFICATION	ABB LTD	55.0	■	■	■	■	■	■
VALMET PROCESS TECHNOLOGY RDI	VALMET OYJ	148.8	■	■	■	■	■	■

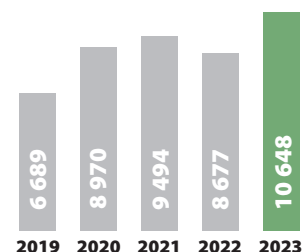
SC-R Sustainable cities and regions  
SE-NR Sustainable energy and natural resources

INNOV-D-HC Innovation, digital and human capital  
SME SME and mid-cap finance

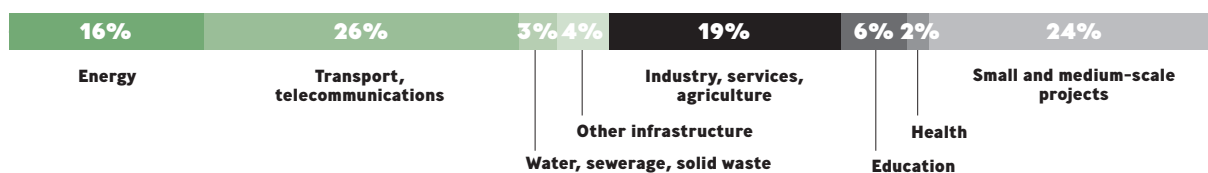
CA-ES Climate action and environmental sustainability  
ESC Economic and social cohesion

# FRANCE

Signatures  
2019-2023 (in € million)



Signatures by sector from 2019 to 2023



€10 648.2 million

Project Name	Partner	Value (€ million)	SC-R	SE-NR	INNOV-D-HC	SME	CA-ES	ESC
PLAN RAIL NOUVELLE AQUITAINE	REGION NOUVELLE-AQUITAINE	150.0	■	■	■	■	■	■
PLAN EAU ET ASSAINISSEMENT	BPCE	100.0	■	■	■	■	■	■
EDUCATION ILE-DE-FRANCE	REGION D'ILE-DE-FRANCE, N/A	350.0	■	■	■	■	■	■
KWS SAAT RDI	KWS SAAT SE & CO KGAA	12.8	■	■	■	■	■	■
EPTA SUSTAINABLE REFRIGERATION	EPTA SPA	13.9	■	■	■	■	■	■
AGCO MACHINERY RDI II	AGCO CORP	46.8	■	■	■	■	■	■
TOURS TRANSPORTS URBAINS	SYNDICAT DES MOBILITES DE TOURAINE	170.0	■	■	■	■	■	■
EDUCATION VAL-DE-MARNE	DEPARTEMENT DU VAL DE MARNE	29.5	■	■	■	■	■	■
CLN AM FOR AUTOMOTIVE STEEL COMPONENTS	CLN COILS LAMIERE NASTRI SPA	0.5	■	■	■	■	■	■
SUD CONCESSIONS FERROVIAIRES	REGION PROVENCE-ALPES-COTE-D'AZUR	190.0	■	■	■	■	■	■
SG EUROPEAN GREEN TRANSPORTATION EQUIPMENT FL	SOCIETE GENERALE	100.0	■	■	■	■	■	■
DOUAI EV BATTERY GIGAFACTORY	ENVISION AESC FRANCE SAS	19.5	■	■	■	■	■	■
DOUAI EV BATTERY GIGAFACTORY	N/A, ENVISION AESC FRANCE SAS	317.7	■	■	■	■	■	■
DOUAI EV BATTERY GIGAFACTORY	ENVISION AESC FRANCE SAS	56.4	■	■	■	■	■	■
DOUAI EV BATTERY GIGAFACTORY	ENVISION AESC FRANCE SAS, BANCO SANTANDER SA	56.4	■	■	■	■	■	■
CENTRE VAL DE LOIRE TRANSPORTS FERROVIAIRES	REGION CENTRE-VAL DE LOIRE	320.0	■	■	■	■	■	■
BPCE ACTION POUR LE CLIMAT III	BPCE	350.0	■	■	■	■	■	■
EDUCATION HAUTE-SAVOIE	DEPARTEMENT DE LA HAUTE-SAVOIE	170.0	■	■	■	■	■	■
GRAND PARIS-RESEAU DE TRANSPORT-LIGNE15 SUD III	SOCIETE DU GRAND PARIS	1000.0	■	■	■	■	■	■
PROJECT LIBERTY SEMICONDUCTOR FAB	N/A, GLOBALFOUNDRIES FRANCE SAS	200.0	■	■	■	■	■	■
PROJECT LIBERTY SEMICONDUCTOR FAB	N/A, GLOBALFOUNDRIES FRANCE SAS	550.0	■	■	■	■	■	■

SC-R Sustainable cities and regions  
SE-NR Sustainable energy and natural resources

INNOV-D-HC Innovation, digital and human capital  
SME SME and mid-cap finance

CA-ES Climate action and environmental sustainability  
ESC Economic and social cohesion

## FRANCE (CONTINUED)

			SC-R	SE-NR	INNOV-D-HC	SME	CA-ES	ESC
TRAMWAY DE NANTES & MOBILITE DOUCE	NANTES METROPOLE	200.0	■	■	■	■	■	■
ORANGE FRANCE 5G NETWORK ROLLOUT	ORANGE	500.0	■	■	■	■	■	■
MATERIEL ROULANT REGION GRAND EST II	GRAND EST MOBILITES SPL	82.5	■	■	■	■	■	■
MATERIEL ROULANT REGION GRAND EST II	GRAND EST MOBILITES SPL	82.5	■	■	■	■	■	■
BNPP SME & MIDCAP SUPPORT	ACCEPTABLE CORPORATES - BNP PARIBAS SYNTHETIC 2022	118.7	■	■	■	■	■	■
ENGIE GREEN CAPEX PROGRAM	ENGIE	442.0	■	■	■	■	■	■
ATLAS COPCO RDI FOR SUSTAINABLE PRODUCTIVITY	ATLAS COPCO AB	9.5	■	■	■	■	■	■
CITE SCOLAIRE INTERNATIONALE DE MARSEILLE	REGION PROVENCE-ALPES-COTE-D'AZUR	20.0	■	■	■	■	■	■
CITE SCOLAIRE INTERNATIONALE DE MARSEILLE	DEPARTEMENT DES BOUCHES-DU-RHONE	18.0	■	■	■	■	■	■
INSEAD RENOVATION CAMPUS EUROPE 2	INSTITUT EUROPEEN D'ADMINISTRATION DES AFFAIRES	60.0	■	■	■	■	■	■
AMADEUS RDI INNOVATION PROGRAMME	AMADEUS IT GROUP SA	185.5	■	■	■	■	■	■
SOREGIES NETWORK & RENEWABLE ENERGY	SRD, SOREGIES, SERGIES	250.0	■	■	■	■	■	■
AUVERGNE NUMERIQUE TRES HAUT DEBIT II	AUVERGNE NUMERIQUE	150.0	■	■	■	■	■	■
SAFEHEAL (IEU TI)	SAFEHEAL SAS	15.0	■	■	■	■	■	■
LBP ACTION POUR LE CLIMAT	LA BANQUE POSTALE	160.0	■	■	■	■	■	■
AMPLIFON INNOVATION DIGITALISATION HEARING CARE	AMPLIFON SPA	24.0	■	■	■	■	■	■
AFFORDABLE HOUSING GREEN BOND	IN'LI	100.0	■	■	■	■	■	■
BFCM ACTION POUR LE CLIMAT	BANQUE FEDERATIVE DU CREDIT MUTUEL	200.0	■	■	■	■	■	■
MOBILE NETWORK INFRASTRUCTURE EXPANSION	CELLNEX TELECOM SA	138.6	■	■	■	■	■	■
EDUCATION LOIRE ATLANTIQUE	DEPARTEMENT DE LA LOIRE-ATLANTIQUE	95.0	■	■	■	■	■	■
EDUCATION PYRENEES ATLANTIQUES	DEPARTEMENT DES PYRENEES ATLANTIQUES	72.0	■	■	■	■	■	■
STRASBOURG URBAN TRANSPORT	EUROMETROPOLE DE STRASBOURG	120.0	■	■	■	■	■	■
CENTRALE SUPELEC - BREGUET	CENTRALESUPELEC	45.0	■	■	■	■	■	■
VALEO AUTOMOTIVE GREEN BOND FRAMEWORK	VALEO	150.0	■	■	■	■	■	■
BNPP SME & MIDCAP SUPPORT II	ACCEPTABLE CORPORATES - BNP PARIBAS SYNTHETIC 2023 (PROXIMA 4)	106.3	■	■	■	■	■	■
EDUCATION CHARENTE MARITIME	DEPARTEMENT DE LA CHARENTE-MARITIME	52.5	■	■	■	■	■	■
GERMITEC (IEU LS)	GERMITEC SA	25.0	■	■	■	■	■	■
WANDERCRAFT (IEU LS)	WANDERCRAFT SAS	25.0	■	■	■	■	■	■
ILIAD FRANCE 5G EXPANSION	N/A, ILIAD SA	300.0	■	■	■	■	■	■
QUANTUM SURGICAL 2 (I-EU TI)	QUANTUM SURGICAL SAS	30.0	■	■	■	■	■	■
CA MOBILITY LOAN 4SMES & MIDCAPS CLIMATE ACTION	CREDIT AGRICOLE SA	100.0	■	■	■	■	■	■
CDC BOOSTER LOGEMENT SOCIAL MBIL	CAISSE DES DEPOTS ET CONSIGNATIONS	500.0	■	■	■	■	■	■
CALEF PAN-EU LOAN FOR SMES AND MIDCAPS	CREDIT AGRICOLE SA	200.0	■	■	■	■	■	■
CDC SECTEUR PUBLIC MBIL II	CAISSE DES DEPOTS ET CONSIGNATIONS	500.0	■	■	■	■	■	■
LCL-LOAN 4SMES & MIDCAPS TRANSITION ENERGETIQUE	CREDIT AGRICOLE SA	85.0	■	■	■	■	■	■

SC-R Sustainable cities and regions  
SE-NR Sustainable energy and natural resources

INNOV-D-HC Innovation, digital and human capital  
SME SME and mid-cap finance

CA-ES Climate action and environmental sustainability  
ESC Economic and social cohesion

## FRANCE (CONTINUED)

			SC-R	SE-NR	INNOV-D-HC	SME	CA-ES	ESC
ARKEA SME AND MIDCAP & CLIMATE ACTION II MBIL	CREDIT MUTUEL ARKEA	133.3	■	■	■	■	■	■
ARKEA SME AND MIDCAP & CLIMATE ACTION II MBIL	CREDIT MUTUEL ARKEA	66.7	■	■	■	■	■	■
IVECO GROUP ELECTRIC VEHICLES AND DIGITALISATION	IVECO GROUP NV	32.6	■	■	■	■	■	■
BPCE LEASE EUROPEAN GREEN LEASING MBIL	BPCE	135.0	■	■	■	■	■	■
BNPP ABS FOR CLIMATE ACTION	FCT NORIA 2023	366.8	■	■	■	■	■	■
BNPP ABS FOR CLIMATE ACTION	FCT NORIA 2023	9.5	■	■	■	■	■	■
BNPP ABS FOR CLIMATE ACTION	FCT NORIA 2023	8.5	■	■	■	■	■	■
BNPP ABS FOR CLIMATE ACTION	FCT NORIA 2023	15.2	■	■	■	■	■	■
DKB RENEWABLE ENERGY AND MUNICIPAL INFRASTR MBIL	DEUTSCHE KREDITBANK AG	15.0	■	■	■	■	■	■
FRANFINANCE CA&ES LOAN FOR SMES AND MIDCAPS	SOCIETE GENERALE	350.0	■	■	■	■	■	■
CASA LOAN FOR SMES & MIDCAPS INNOVATION	CREDIT AGRICOLE SA	150.0	■	■	■	■	■	■

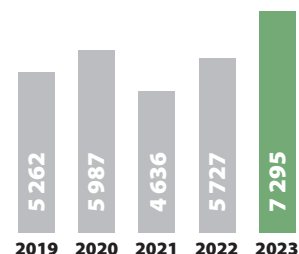
SC-R Sustainable cities and regions  
SE-NR Sustainable energy and natural resources

INNOV-D-HC Innovation, digital and human capital  
SME SME and mid-cap finance

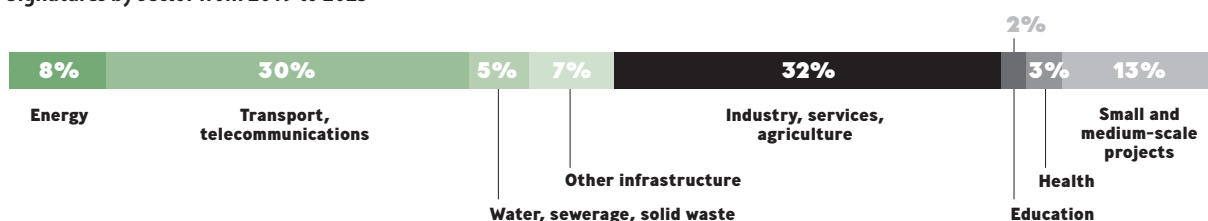
CA-ES Climate action and environmental sustainability  
ESC Economic and social cohesion

# GERMANY

Signatures  
2019-2023 (in € million)



Signatures by sector from 2019 to 2023



€7 295.3 million

			SC-R	SE-NR	INNOV-D-HC	SME	CA-ES	ESC
NETZ ELBE SPREE ROLLING STOCK	N/A, LAND SACHSEN-ANHALT, LAND MECKLENBURG-VORPOMMERN, LAND BRANDENBURG, LAND BERLIN	36.1	■	■	■	■	■	■
ATLAS COPCO RDI FOR SUSTAINABLE PRODUCTIVITY	ATLAS COPCO AB	38.0	■	■	■	■	■	■
IVECO GROUP ELECTRIC VEHICLES AND DIGITALISATION	IVECO GROUP NV	73.9	■	■	■	■	■	■
COMMERZBANK LRS ENHANCED SUPPORT	ACCEPTABLE CORPORATES FOR FI 94949	200.0	■	■	■	■	■	■
CALEF PAN-EU LOAN FOR SMES AND MIDCAPS	CREDIT AGRICOLE SA	30.0	■	■	■	■	■	■
PLANSEE HIGH-PERFORMANCE MATERIALS RDI	PLANSEE HOLDING AG	9.0	■	■	■	■	■	■
NETZ ELBE SPREE ROLLING STOCK	N/A, LAND SACHSEN-ANHALT, LAND MECKLENBURG-VORPOMMERN, LAND BRANDENBURG, LAND BERLIN	16.4	■	■	■	■	■	■
MEDTECH RESEARCH AND DEVELOPMENT	BIOTRONIK SE UND CO. KG	30.3	■	■	■	■	■	■
DOMINION RDI - INNOVATIVE SOLUTIONS	GLOBAL DOMINION ACCESS SA	1.9	■	■	■	■	■	■
KWS SAAT RDI	KWS SAAT SE & CO KGAA	52.5	■	■	■	■	■	■
GERMAN ROLLING STOCK - S-BAHN MUENCHEN	FREISTAAT BAYERN	210.9	■	■	■	■	■	■
GERMAN ROLLING STOCK - S-BAHN MUENCHEN	FREISTAAT BAYERN	165.5	■	■	■	■	■	■
GERMAN ROLLING STOCK - S-BAHN MUENCHEN	FREISTAAT BAYERN	153.5	■	■	■	■	■	■
GERMAN ROLLING STOCK - S-BAHN MUENCHEN	FREISTAAT BAYERN	155.4	■	■	■	■	■	■
GERMAN ROLLING STOCK - S-BAHN MUENCHEN	FREISTAAT BAYERN	156.8	■	■	■	■	■	■
GERMAN ROLLING STOCK - S-BAHN MUENCHEN	FREISTAAT BAYERN	157.9	■	■	■	■	■	■
GERMAN ROLLING STOCK - S-BAHN MUENCHEN	FREISTAAT BAYERN	159.3	■	■	■	■	■	■
ROSTOCK ENERGY EFFICIENT SOCIAL HOUSING	WIRO WOHNEN IN ROSTOCK WOHNUNGSGESELLSCHAFT MBH	100.0	■	■	■	■	■	■
SMART REPORTING (IEU LS)	SMART REPORTING GMBH	15.0	■	■	■	■	■	■
OLEDWORKS (I-EU FT)	OLEDWORKS GMBH	30.0	■	■	■	■	■	■

SC-R Sustainable cities and regions  
SE-NR Sustainable energy and natural resources

INNOV-D-HC Innovation, digital and human capital  
SME SME and mid-cap finance

CA-ES Climate action and environmental sustainability  
ESC Economic and social cohesion

# GERMANY (CONTINUED)

			SC-R	SE-NR	INNOV-D-HC	SME	CA-ES	ESC
AMADEUS RDI INNOVATION PROGRAMME	AMADEUS IT GROUP SA	15.5	■	■	■	■	■	■
CLN AM FOR AUTOMOTIVE STEEL COMPONENTS	CLN COILS LAMIERE NASTRI SPA	3.7	■	■	■	■	■	■
UESTRA HANNOVER URBAN TRANSPORT GREEN LOAN	UESTRA HANNOVERSCHER VERKEHRSBETRIEBE AG, N/A	100.0	■	■	■	■	■	■
GEWOBAG LIFE CYCLE HOUSING AND CARE BERLIN	ZS GEWOBAG PROJEKTENTWICKLUNG WENDENSCHLOSSSTRASSE GMBH, ZS/GEWOBAG LANDSBERGER ALLEE GRUNDSTUECKSENTWICKLUNGS GMBH & CO KG, OIB GEWOBAG PROJEKT GARTENFELD ENTWICKLUNGS GMBH & CO KG, NOTOS/GEWOBAG PROJEKTENTWICKLUNG ALLEE DER KOSMONAUTEN GMBH	300.0	■	■	■	■	■	■
AGCO MACHINERY RDI II	AGCO CORP	164.8	■	■	■	■	■	■
BASF INNOVATIVE CHEMICALS RDI	BASF SE	350.0	■	■	■	■	■	■
UKRAINE SOLIDARITY PACKAGE - BRANDENBURG FL	INVESTITIONSBANK DES LANDES BRANDENBURG	180.0	■	■	■	■	■	■
S-BAHN KOELN ROLLING STOCK	ZWECKVERBAND VERKEHRSVERBUND RHEIN-RUHR, N/A	239.0	■	■	■	■	■	■
S-BAHN KOELN ROLLING STOCK	ZWECKVERBAND GO RHEINLAND, N/A	761.0	■	■	■	■	■	■
GROPYUS (IEU GT)	N/A, GROPYUS AG	30.8	■	■	■	■	■	■
BADEN-WUERTTEMBERG ELECTRIC TRAINS	LANDESANSTALT SCHIENENFAHRZEUGE BADEN-WUERTTEMBERG	475.0	■	■	■	■	■	■
LBBW REPOWEREU ENHANCED RENEWABLE ENERGY	ACCEPTABLE CORPORATES - LBBW SYNTHETIC 2023 (GERMANY)	140.0	■	■	■	■	■	■
NVISION IMAGING TECHNOLOGIES (IEU LS)	NVISION IMAGING TECHNOLOGIES GMBH	15.0	■	■	■	■	■	■
COVESTRO SUSTAINABLE SOLUTIONS RDI	N/A, COVESTRO AG	166.0	■	■	■	■	■	■
NORTHERN GERMANY FIBRE ROLLOUT FONNOG	NORTHERN FIBER HOLDING GMBH	175.0	■	■	■	■	■	■
AMPLIFON INNOVATION DIGITALISATION HEARING CARE	AMPLIFON SPA	15.0	■	■	■	■	■	■
IBERDROLA REPOWEREU FRAMEWORK LOAN	IBERDROLA FINANCIACION SAU	52.3	■	■	■	■	■	■
ABB RDI FOR SMART & SUSTAINABLE ELECTRIFICATION	ABB LTD	124.0	■	■	■	■	■	■
OERSTED - RE-POWER EU FRAMEWORK LOAN	OERSTED A/S	400.0	■	■	■	■	■	■
HELABA INTERMEDIATED SCHOOL CONSTRUCTION LOAN	STADT NUERNBERG, N/A	81.3	■	■	■	■	■	■
SANDBATTERY (IEU TI)	GRAPHENIX DEVELOPMENT BV	20.0	■	■	■	■	■	■
SCHAEFFLER MOTION R&D INVESTMENTS	SCHAEFFLER AG	394.8	■	■	■	■	■	■
DB GERMANY ENHANCED SUPPORT FOR EE	ACCEPTABLE CORPORATES DEUTSCHE BANK SYNTHETIC 2023-2 (GERMANY) 2023-0058	150.0	■	■	■	■	■	■
BERLIN WATER AND CLIMATE ADAPTATION PROGRAMME	N/A, BERLINER WASSERBETRIEBE AOER	400.0	■	■	■	■	■	■
SUNFIRE SOLID OXIDE ELECTROLYSER	SUNFIRE GMBH, N/A	70.0	■	■	■	■	■	■
DKB REPOWEREU FL	DEUTSCHE KREDITBANK AG	90.0	■	■	■	■	■	■
WACKER ADVANCED POLYSILICON MANUFACTURING	WACKER CHEMIE AG, N/A	150.0	■	■	■	■	■	■
HEIDELBERG MATERIALS SUSTAINABLE RDI	N/A, HEIDELBERG MATERIALS AG	100.0	■	■	■	■	■	■
JUNGHEINRICH INTRALOGISTICS SOLUTIONS RDI II	JUNGHEINRICH AG	114.7	■	■	■	■	■	■
DEUTSCHE LEASING LOAN FOR SMES & MIDCAPS III	DEUTSCHE LEASING FUNDING BV	22.5	■	■	■	■	■	■
DKB RENEWABLE ENERGY AND MUNICIPAL INFRASTR MBIL	DEUTSCHE KREDITBANK AG	135.0	■	■	■	■	■	■
DE LAGE LANDEN SUSTAINABILITY L4SME-MIDCAPS 2	DE LAGE LANDEN INTERNATIONAL BV	25.0	■	■	■	■	■	■
RABOBANK IMPACT LOAN FOR SMES AND MIDCAPS VIII	COOPERATIEVE RABOBANK UA	10.0	■	■	■	■	■	■
DSL LOAN FOR SME MIDCAPS AND CLIMATE ACTION	DEUTSCHE LEASING FUNDING BV	22.5	■	■	■	■	■	■
HYPO VORARLBERG LOAN SMES MIDCAPS AND OTHER OBJ	HYPO VORARLBERG BANK AG	10.0	■	■	■	■	■	■

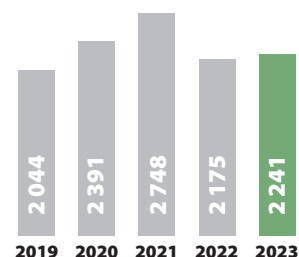
SC-R Sustainable cities and regions  
SE-NR Sustainable energy and natural resources

INNOV-D-HC Innovation, digital and human capital  
SME SME and mid-cap finance

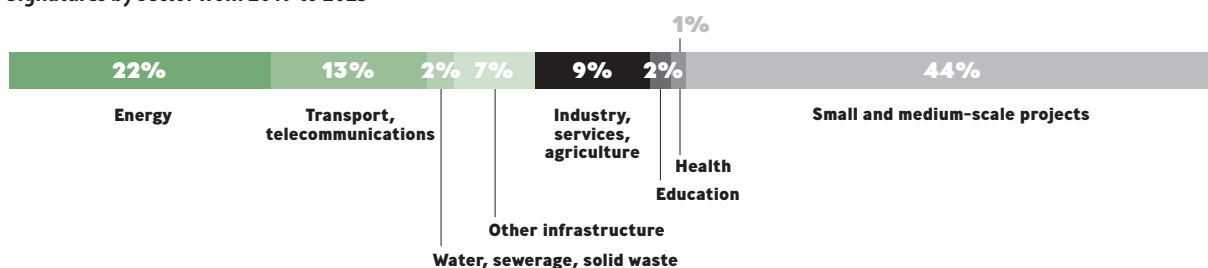
CA-ES Climate action and environmental sustainability  
ESC Economic and social cohesion

# GREECE

## Signatures 2019-2023 (in € million)



### Signatures by sector from 2019 to 2023



## €2 240.5 million

			SC-R	SE-NR	INNOV-D-HC	SME	CA-ES	ESC
SUSTAINABLE URBAN DEVELOPMENT IN GREECE	CONSIGNMENT DEPOSITS AND LOAN FUND	300.0	■	■	■	■	■	■
KOZANI 230MW PV	PPC RENEWABLES SA	2.1	■	■	■	■	■	■
KOZANI 230MW PV	PPC RENEWABLES SA	2.4	■	■	■	■	■	■
SUNLIGHT - LITHIUM BATTERIES INVESTMENT	SUNLIGHT GROUP ENERGY STORAGE SYSTEMS INDUSTRIAL AND COMMERCIAL SA, N/A	25.0	■	■	■	■	■	■
SOCIOECONOMIC TRANSITION OF WESTERN MACEDONIA	HELLENIC REPUBLIC	58.1	■	■	■	■	■	■
EU FUNDS CO-FINANCING 2021-2027 (GR)	HELLENIC REPUBLIC	600.0	■	■	■	■	■	■
SECURITY PRINTING INNOVATIONS	VERIDOS MATSOUKIS SA SECURITY PRINTING	10.5	■	■	■	■	■	■
RRF GREECE - IPTO CYCLADES INTERCONNECTION PHASE	INDEPENDENT POWER TRANSMISSION OPERATOR SA	108.4	■	■	■	■	■	■
HEDNO SMART METERS I	HELLENIC ELECTRICITY DISTRIBUTION NETWORK OPERATOR SA	90.8	■	■	■	■	■	■
MYTILINEOS REPOWEREU FRAMEWORK LOAN	MYTILINEOS SA, MYTILINEOS ITALY SINGLE MEMBER SA, METKA - EGN LTD	92.0	■	■	■	■	■	■
PIRAEUS BANK LRS ENHANCED SUPPORT FOR MIDCAPS	ACCEPTABLE CORPORATES FOR 97022 PIRAEUS BANK LRS ENHANCED SUPPORT FOR MIDCAPS	200.0	■	■	■	■	■	■
ALPHA BANK LRS ENHANCED SUPPORT FOR MIDCAPS	ACCEPTABLE CORPORATE(S)	200.0	■	■	■	■	■	■
RRF - HEDNO SMART METERS I	HELLENIC ELECTRICITY DISTRIBUTION NETWORK OPERATOR SA	151.3	■	■	■	■	■	■
GREECE LOAN FOR ENTREPRENEURSHIP & SOCIAL IMPACT	NATIONAL BANK OF GREECE SA	400.0	■	■	■	■	■	■

SC-R Sustainable cities and regions  
SE-NR Sustainable energy and natural resources

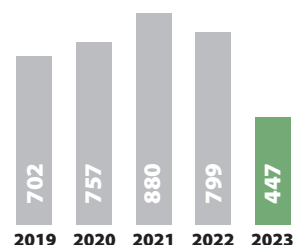
INNOV-D-HC Innovation, digital and human capital  
SME SME and mid-cap finance

CA-ES Climate action and environmental sustainability  
ESC Economic and social cohesion

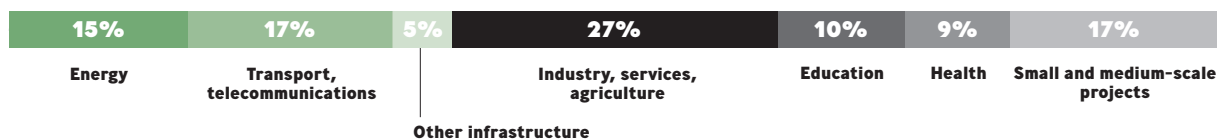


# HUNGARY

Signatures  
2019-2023 (in € million)



Signatures by sector from 2019 to 2023



## €447.2 million

Project Name	Entity	Amount (€ million)	SC-R	SE-NR	INNOV-D-HC	SME	CA-ES	ESC
ENERGY EFFICIENCY HOME RENOVATION - GREEN LOAN	HUNGARY	50.0	■	■	■	■	■	■
CTP ROOFTOP SOLAR PV GREEN LOAN	CTP NV	38.0	■	■	■	■	■	■
VGP PV GREEN LOAN	VGP RENEWABLE ENERGY NV	10.5	■	■	■	■	■	■
RURAL DEVELOPMENT 2023-27 HU	HUNGARY	200.0	■	■	■	■	■	■
SGEF HU LOAN FOR SMES AND MIDCAPS II	SG ESZKOEZLIZING MAGYARORSZAG KFT, SG ESZKOEZFINANSZIROZAS MAGYARORSZAG ZRT	40.0	■	■	■	■	■	■
MFB CLIMATE ACTION MBIL - GREEN LOAN	MFB MAGYAR FEJLESZTESI BANK ZRT	100.0	■	■	■	■	■	■
DSL LOAN FOR SME MIDCAPS AND CLIMATE ACTION	DEUTSCHE LEASING FUNDING BV	8.7	■	■	■	■	■	■

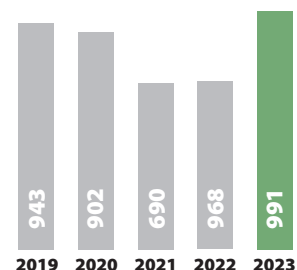
SC-R Sustainable cities and regions  
SE-NR Sustainable energy and natural resources

INNOV-D-HC Innovation, digital and human capital  
SME SME and mid-cap finance

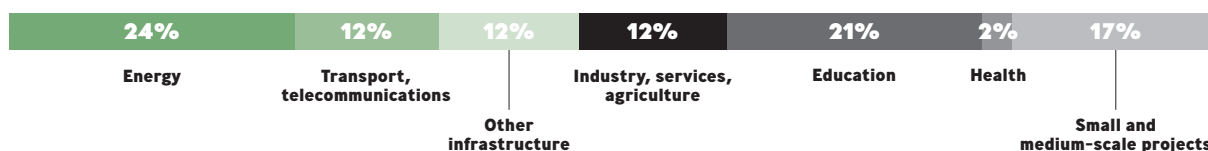
CA-ES Climate action and environmental sustainability  
ESC Economic and social cohesion

# IRELAND

## Signatures 2019-2023 (in € million)



### Signatures by sector from 2019 to 2023



## €990.7 million

Project Name	Beneficiary	Amount (€ million)	SC-R	SE-NR	INNOV-D-HC	SME	CA-ES	ESC
IRISH SMART METER IMPLEMENTATION PROGRAMME	ELECTRICITY SUPPLY BOARD	300.0	■	■	■	■	■	■
IRISH BUILDINGS ENERGY EFFICIENCY PLATFORM	STRATEGIC BANKING CORPORATION OF IRELAND - IRISH HOUSEHOLDS	185.3	■	■	■	■	■	■
IRISH BUILDINGS ENERGY EFFICIENCY PLATFORM	STRATEGIC BANKING CORPORATION OF IRELAND - IRISH HOUSEHOLDS	40.3	■	■	■	■	■	■
CORK BUSINESS SCHOOL	UNIVERSITY COLLEGE CORK	50.0	■	■	■	■	■	■
NEUROMOD (IEU TI)	NEUROMOD DEVICES LTD	15.0	■	■	■	■	■	■
LBP ACTION POUR LE CLIMAT	LA BANQUE POSTALE	160.0	■	■	■	■	■	■
XEROTECH (IEU G)	XEROTECH LTD	30.0	■	■	■	■	■	■
IRISH HIGHER EDUCATION STUDENT ACCOMMODATION-HFA	HOUSING FINANCE AGENCY PLC	200.0	■	■	■	■	■	■
MYTILINEOS REPOWEREU FRAMEWORK LOAN	MYTILINEOS SA, MYTILINEOS ITALY SINGLE MEMBER SA, METKA - EGN LTD	10.0	■	■	■	■	■	■

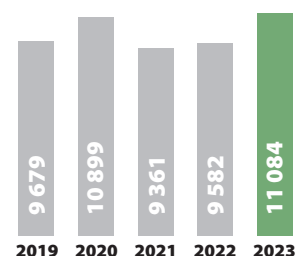
SC-R Sustainable cities and regions  
SE-NR Sustainable energy and natural resources

INNOV-D-HC Innovation, digital and human capital  
SME SME and mid-cap finance

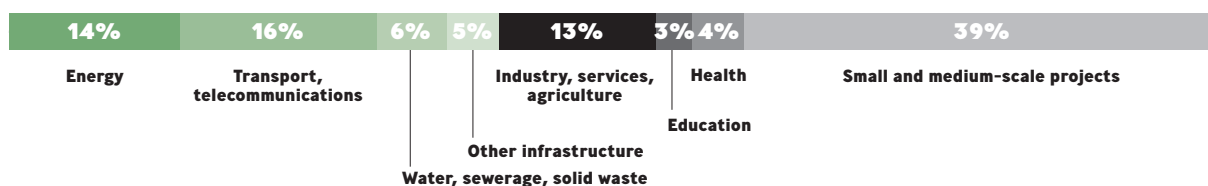
CA-ES Climate action and environmental sustainability  
ESC Economic and social cohesion

# ITALY

## Signatures 2019-2023 (in € million)



### Signatures by sector from 2019 to 2023



## €11 084.0 million

Project Name	Company	Value (€ million)	SC-R	SE-NR	INNOV-D-HC	SME	CA-ES	ESC
AUTOVIE VENETE A4 WIDENING	SOCIETA AUTOSTRADALE ALTO ADRIATICO SPA	125.0	■	■	■	■	■	■
ATLAS COPCO RDI FOR SUSTAINABLE PRODUCTIVITY	ATLAS COPCO AB	14.3	■	■	■	■	■	■
PORTI DI CIVITAVECCHIA E FIUMICINO	CASSA DEPOSITI E PRESTITI, AUTORITA DI SISTEMA PORTUALE DEL MAR TIRRENO CENTRO-SETTENTRIONALE	50.0	■	■	■	■	■	■
PORTI DI CIVITAVECCHIA E FIUMICINO	AUTORITA DI SISTEMA PORTUALE DEL MAR TIRRENO CENTRO-SETTENTRIONALE	29.0	■	■	■	■	■	■
LAZIO UMBRIA MARCHE EARTHQUAKE RECOVERY FL	CASSA DEPOSITI E PRESTITI	250.0	■	■	■	■	■	■
MILAN STATALE UNIVERSITY CAMPUS DEVELOPMENT PPP	CASSA DEPOSITI E PRESTITI, ACADEMO SRL	95.0	■	■	■	■	■	■
KWS SAAT RDI	KWS SAAT SE & CO KGAA	3.0	■	■	■	■	■	■
AMT VERONA TROLLEYBUS PROJECT	AMT3 AZIENDA MOBILITA' TRASPORTI TURISMO E TERRITORIO SPA	62.0	■	■	■	■	■	■
CANADIAN SOLAR VEHICLE	CANADIAN SOLAR NETHERLANDS FINANCE HOLDING BV	50.0	■	■	■	■	■	■
CLN AM FOR AUTOMOTIVE STEEL COMPONENTS	CLN COILS LAMIERE NASTRI SPA	2.0	■	■	■	■	■	■
BOLOGNA UNIVERSITY CAMPUS DEVELOPMENT II	UNIVERSITA DI BOLOGNA	46.0	■	■	■	■	■	■
COMO WATER INVESTMENTS	COMO ACQUA SRL	50.0	■	■	■	■	■	■
POLITECNICO TORINO CAMPUS UPGRADE	POLITECNICO DI TORINO	30.0	■	■	■	■	■	■
MILAN EE AFFORDABLE HOUSING	FONDO IMMOBILIARE CA GRANDA	34.0	■	■	■	■	■	■
SITAF A32 TEN-T REHABILITATION	SOCIETA ITALIANA TRAFORO AUTOSTRADALE DEL FREJUS SPA	78.9	■	■	■	■	■	■
SITAF A32 TEN-T REHABILITATION	SOCIETA ITALIANA TRAFORO AUTOSTRADALE DEL FREJUS SPA	25.0	■	■	■	■	■	■
SITAF A32 TEN-T REHABILITATION	SOCIETA ITALIANA TRAFORO AUTOSTRADALE DEL FREJUS SPA, CASSA DEPOSITI E PRESTITI	91.9	■	■	■	■	■	■
SITAF A32 TEN-T REHABILITATION	SOCIETA ITALIANA TRAFORO AUTOSTRADALE DEL FREJUS SPA	50.0	■	■	■	■	■	■

SC-R Sustainable cities and regions  
SE-NR Sustainable energy and natural resources

INNOV-D-HC Innovation, digital and human capital  
SME SME and mid-cap finance

CA-ES Climate action and environmental sustainability  
ESC Economic and social cohesion

# ITALY (CONTINUED)

			SC-R	SE-NR	INNOV-D-HC	SME	CA-ES	ESC
TYRRHENIAN LINK	TERNA - RETE ELETTRICA NAZIONALE SPA	450.0	■	■	■	■	■	■
TYRRHENIAN LINK	TERNA - RETE ELETTRICA NAZIONALE SPA	450.0	■	■	■	■	■	■
RFI HIGH SPEED RAIL PALERMO-CATANIA	WEBUILD SPA, INTESA SANPAOLO SPA, GHELLA SPA, ACCEPTABLE CORPORATE(S)	500.0	■	■	■	■	■	■
RFI HIGH SPEED RAIL PALERMO-CATANIA	WEBUILD SPA, GHELLA SPA, CASSA DEPOSITI E PRESTITI	300.0	■	■	■	■	■	■
RFI HIGH SPEED RAIL PALERMO-CATANIA	RETE FERROVIARIA ITALIANA SPA	500.0	■	■	■	■	■	■
IBERDROLA GREEN ENERGY FRAMEWORK LOAN ITALY	IBERDROLA FINANCIACION SAU	150.0	■	■	■	■	■	■
CHARLIE PV GREEN LOAN	REDEN CHARLIE SRL, N/A	37.7	■	■	■	■	■	■
UNIMORE CAMPUS UPGRADE	UNIVERSITA DEGLI STUDI DI MODENA E REGGIO EMILIA	14.2	■	■	■	■	■	■
3SUN PV GIGAFACTORY	3SUN SRL	74.4	■	■	■	■	■	■
3SUN PV GIGAFACTORY	3SUN SRL	30.0	■	■	■	■	■	■
3SUN PV GIGAFACTORY	3SUN SRL	17.5	■	■	■	■	■	■
3SUN PV GIGAFACTORY	3SUN SRL	43.6	■	■	■	■	■	■
ACQUE WATER INVESTMENTS	N/A, ACQUE SPA	130.0	■	■	■	■	■	■
TIM MOBILE NETWORK - 5G EXPANSION	TELECOM ITALIA SPA	360.0	■	■	■	■	■	■
IREN WATER SECTOR GREEN LOAN	IRETI SPA	150.0	■	■	■	■	■	■
ENAV AIR TRAFFIC CONTROL UPGRADE	ENAV SPA	160.0	■	■	■	■	■	■
CIIP WATER INVESTMENTS	CIIP SPA - CICLI INTEGRATI IMPIANTI PRIMARI	50.0	■	■	■	■	■	■
AMPLIFON INNOVATION DIGITALISATION HEARING CARE	AMPLIFON SPA	195.0	■	■	■	■	■	■
SKYDWELLER (IEU TI)	SKYDWELLER SL	10.0	■	■	■	■	■	■
ABB RDI FOR SMART & SUSTAINABLE ELECTRIFICATION	ABB LTD	124.0	■	■	■	■	■	■
DB ITALY ENHANCED SME AND MIDCAP SUPPORT	DEUTSCHE BANK SYNTHETIC 2023 (ITALY)	73.0	■	■	■	■	■	■
DB ITALY ENHANCED SME AND MIDCAP SUPPORT	DEUTSCHE BANK SYNTHETIC 2023 (ITALY)	76.4	■	■	■	■	■	■
ENEL DIGITAL & EV RDI	ENEL X WAY SRL	89.6	■	■	■	■	■	■
UNICREDIT CLIMATE ACTION	UNICREDIT SYNTHETIC RMBS 2023 (ITALY)	65.2	■	■	■	■	■	■
BPER LRS ENHANCED SUPPORT FOR MIDCAPS	ACCEPTABLE CORPORATE FOR FI 96276	150.0	■	■	■	■	■	■
STA ALTO ADIGE RAILWAY ROLLING STOCK	STRUTTURE TRASPORTO ALTO ADIGE - SPA	32.3	■	■	■	■	■	■
HERA ENVIRONMENTAL SUSTAINABILITY	UNIFLOTTE SRL, N/A, INRETE DISTRIBUZIONE ENERGIA SPA, HERA SPA, HERAMBIENTE SPA, HERAMBIENTE SERVIZI INDUSTRIALI SRL, ALIPLAST SPA, ACEGASAPSAMGA SPA	460.0	■	■	■	■	■	■
MOBILE NETWORK INFRASTRUCTURE EXPANSION	CELLNEX TELECOM SA	63.0	■	■	■	■	■	■
EPTA SUSTAINABLE REFRIGERATION	EPTA SPA	36.1	■	■	■	■	■	■
IVECO GROUP ELECTRIC VEHICLES AND DIGITALISATION	IVECO GROUP NV	277.3	■	■	■	■	■	■
ACEA SETTORE IDRICO IV	ACEA ATO 2 - GRUPPO ACEA SPA	235.0	■	■	■	■	■	■
ENERGY DOME - CATALYST (IEU GT)	THOLOS ENERGIA SRL	25.0	■	■	■	■	■	■
BOCCONI CAMPUS DEVELOPMENT	UNIVERSITA COMMERCIALE LUIGI BOCCONI	30.0	■	■	■	■	■	■
XNEXT (IEU FT)	XNEXT SPA	20.0	■	■	■	■	■	■
AQP WATER SECTOR GREEN LOAN	ACQUEDOTTO PUGLIESE SPA	270.0	■	■	■	■	■	■

SC-R Sustainable cities and regions  
SE-NR Sustainable energy and natural resources

INNOV-D-HC Innovation, digital and human capital  
SME SME and mid-cap finance

CA-ES Climate action and environmental sustainability  
ESC Economic and social cohesion

# ITALY (CONTINUED)

			SC-R	SE-NR	INNOV-D-HC	SME	CA-ES	ESC
AEROPORTO DI VERONA SECURITY&EFFICIENCY	AEROPORTO VALERIO CATULLO DI VERONA VILLAFRANCA SPA	50.0	■	■	■	■	■	■
ENEL OPEN METER II	E-DISTRIBUZIONE SPA	500.0	■	■	■	■	■	■
RAILWAY INFRASTRUCTURE TECHNOLOGIES RDI	MER MEC SPA	20.0	■	■	■	■	■	■
FS TRENITALIA GREEN BOND	TRENITALIA SPA	500.0	■	■	■	■	■	■
MYTILINEOS REPOWEREU FRAMEWORK LOAN	MYTILINEOS SA, MYTILINEOS ITALY SINGLE MEMBER SA, METKA - EGN LTD	198.0	■	■	■	■	■	■
A2A ELECTRICITY NETWORKS	UNARETI SPA	200.0	■	■	■	■	■	■
DE LAGE LANDEN SUSTAINABILITY L4SME-MIDCAPS 2	DE LAGE LANDEN INTERNATIONAL BV	25.0	■	■	■	■	■	■
MCC SUSTAINABLE LOAN FOR COHESION SMES & MIDCAPS	MEDIOCREDITO CENTRALE - BANCA DEL MEZZOGIORNO SPA	50.0	■	■	■	■	■	■
ICS SPORT AND CULTURAL INFRASTRUCTURE MBIL II	ISTITUTO PER IL CREDITO SPORTIVO	100.0	■	■	■	■	■	■
CR ASTI AGRI LOAN FOR SMES AND MIDCAPS	CASSA DI RISPARMIO DI ASTI SPA	50.0	■	■	■	■	■	■
ISP LOAN TO MIDCAPS FOR R&D AND INNOVATION	INTESA SANPAOLO SPA	300.0	■	■	■	■	■	■
RRF ITALY - FOF SUSTAINABLE TOURISM - ICCREA	ICCREA BANCA SPA - ISTITUTO CENTRALE DEL CREDITO COOPERATIVO	118.3	■	■	■	■	■	■
BPCE LEASE EUROPEAN GREEN LEASING MBIL	BPCE	7.5	■	■	■	■	■	■
ALBA LEASING ABS FOR SME AND MIDCAPS VIII	ALBA 13 SPV SRL	249.9	■	■	■	■	■	■
ALBA LEASING ABS FOR SME AND MIDCAPS VIII	ALBA 13 SPV SRL	180.0	■	■	■	■	■	■
ISP LOAN FOR PUBLIC SECTOR AND CLIMATE	INTESA SANPAOLO SPA	100.0	■	■	■	■	■	■
CDP MIDCAP LOAN II	CASSA DEPOSITI E PRESTITI	400.0	■	■	■	■	■	■
CA ITALIA LOAN FOR SMES MIDCAPS & CLIMATE ACTION	CREDIT AGRICOLE ITALIA SPA	400.0	■	■	■	■	■	■
BP ALTO ADIGE CLIMATE ACTION FOR SME AND MIDCAPS	BANCA POPOLARE DELL'ALTO ADIGE SPA	100.0	■	■	■	■	■	■
ISP SME LOAN FOR AGRICULTURE	INTESA SANPAOLO SPA	100.0	■	■	■	■	■	■
UC CA&ES IMPACT LOAN FOR SMES&MIDCAPS	ARTS CONSUMER 2023 SRL	608.5	■	■	■	■	■	■
UC CA&ES IMPACT LOAN FOR SMES&MIDCAPS	ARTS CONSUMER 2023 SRL	27.5	■	■	■	■	■	■
UC CA&ES IMPACT LOAN FOR SMES&MIDCAPS	ARTS CONSUMER 2023 SRL	14.9	■	■	■	■	■	■
UC CA&ES IMPACT LOAN FOR SMES&MIDCAPS	ARTS CONSUMER 2023 SRL	49.1	■	■	■	■	■	■

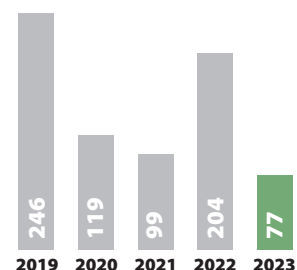
SC-R Sustainable cities and regions  
SE-NR Sustainable energy and natural resources

INNOV-D-HC Innovation, digital and human capital  
SME SME and mid-cap finance

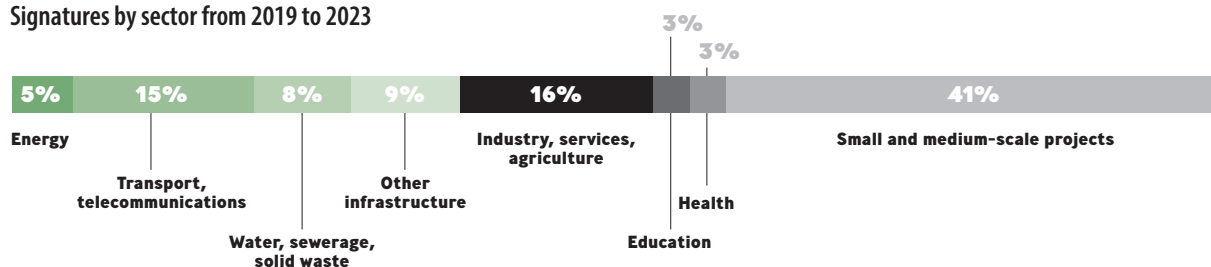
CA-ES Climate action and environmental sustainability  
ESC Economic and social cohesion

# LATVIA

Signatures  
2019-2023 (in € million)



Signatures by sector from 2019 to 2023



## €77.0 million

Project Name	Partner	Amount (€ million)	SC-R	SE-NR	INNOV-D-HC	SME	CA-ES	ESC
LMT NETWORK DEVELOPMENT	LATVIJAS MOBILAIS TELEFONS SIA	50.0	■	■	■	■	■	■
ATEA DATA CENTRES AND DIGITAL TRANSFORMATION	ATEA ASA	2.0	■	■	■	■	■	■
LUMINOR LOAN FOR SMES AND MIDCAPS	LUMINOR BANK AS	25.0	■	■	■	■	■	■

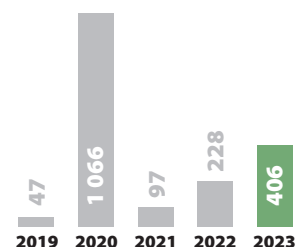
SC-R Sustainable cities and regions  
SE-NR Sustainable energy and natural resources

INNOV-D-HC Innovation, digital and human capital  
SME SME and mid-cap finance

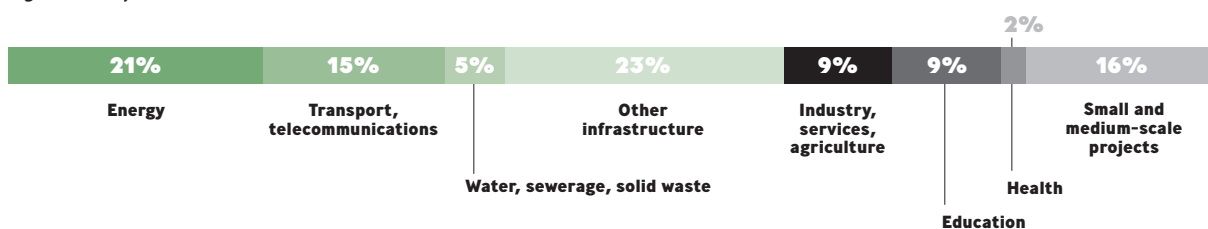
CA-ES Climate action and environmental sustainability  
ESC Economic and social cohesion

# LITHUANIA

Signatures  
2019-2023 (in € million)



Signatures by sector from 2019 to 2023



## €406.0 million

Project Name	Counterparty	Amount (€ million)	SC-R	SE-NR	INNOV-D-HC	SME	CA-ES	ESC
MAZEIKIAI ONSHORE WIND GREEN ENERGY LOAN	UAB VVP INVESTMENT	32.0	■	■	■	■	■	■
EU FUNDS CO-FINANCING 2021-2027 (LT)	REPUBLIC OF LITHUANIA	300.0	■	■	■	■	■	■
ELDRIVE - CHARGING STATION NETWORK (IEU GT)	N/A, ELDRIVE HOLDING GMBH	13.4	■	■	■	■	■	■
ATEA DATA CENTRES AND DIGITAL TRANSFORMATION	ATEA ASA	5.5	■	■	■	■	■	■
KLAIPEDA WATER AND SANITATION	AB KLAIPEDOS VANDUO	25.0	■	■	■	■	■	■
LUMINOR LOAN FOR SMES AND MIDCAPS	LUMINOR BANK AS	30.0	■	■	■	■	■	■

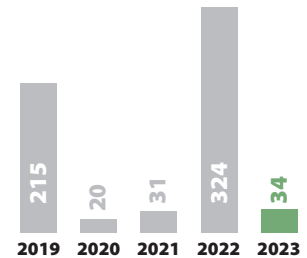
SC-R Sustainable cities and regions  
SE-NR Sustainable energy and natural resources

INNOV-D-HC Innovation, digital and human capital  
SME SME and mid-cap finance

CA-ES Climate action and environmental sustainability  
ESC Economic and social cohesion

# LUXEMBOURG

Signatures  
2019-2023 (in € million)



Signatures by sector from 2019 to 2023



## €33.5 million

Project	Company	Amount (€ million)	SC-R	SE-NR	INNOV-D-HC	SME	CA-ES	ESC
ING BANK SUSTAINABLE PROJECTS L4SME-MIDCAPS 2	ING BANK NV	15.0	■	■	■	■	■	■
PLANSEE HIGH-PERFORMANCE MATERIALS RDI	PLANSEE HOLDING AG	16.0	■	■	■	■	■	■
SG EQUIPMENT FINANCE BENELUX L4SMES & MIDCAPS II	SG EQUIPMENT FINANCE BENELUX BV	2.5	■	■	■	■	■	■

SC-R Sustainable cities and regions  
SE-NR Sustainable energy and natural resources

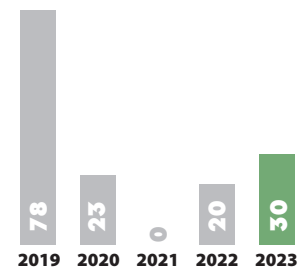
INNOV-D-HC Innovation, digital and human capital  
SME SME and mid-cap finance

CA-ES Climate action and environmental sustainability  
ESC Economic and social cohesion



# MALTA

Signatures  
2019-2023 (in € million)



Signatures by sector from 2019 to 2023



**€30.0 million**

MDB CLIMATE ACTION MBIL

MALTA DEVELOPMENT BANK

30.0



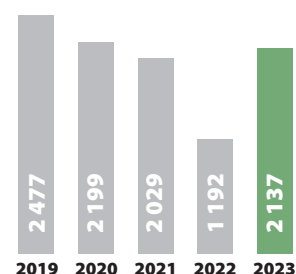
SC-R Sustainable cities and regions  
SE-NR Sustainable energy and natural resources

INNOV-D-HC Innovation, digital and human capital  
SME SME and mid-cap finance

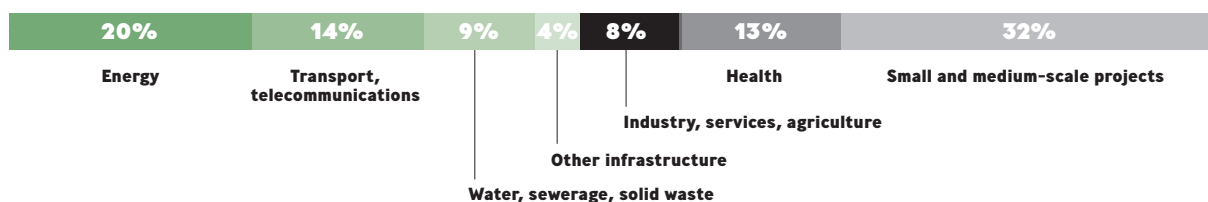
CA-ES Climate action and environmental sustainability  
ESC Economic and social cohesion

# NETHERLANDS

## Signatures 2019-2023 (in € million)



### Signatures by sector from 2019 to 2023



## €2 137.5 million

Project Name	Partner	Value (€ million)	SC-R	SE-NR	INNOV-D-HC	SME	CA-ES	ESC
KWS SAAT RDI	KWS SAAT SE & CO KGAA	3.0						
WATER SUPPLY - PROVINCE OF LIMBURG II	NV WATERLEIDING MAATSCHAPPIJ LIMBURG	100.0						
VIVIUM SUSTAINABLE ELDERLY CARE	STICHTING VIVIUM ZORGGROEP	70.0						
ETZ SUSTAINABLE HOSPITAL CARE	STICHTING ELISABETH-TWEESTEDEN ZIEKENHUIS	100.0						
H2BATTERY (IEU GT)	BATTOLYSER BV	40.0						
ROCSYS ROBOTIC CHARGING (IEU GT)	ROCSYS BV	18.0						
HMC SUSTAINABLE HEALTHCARE	STICHTING HAAGLANDEN MEDISCH CENTRUM	110.0						
IN OVO (IEU GT)	ELLA INNOVATIONS BV	40.0						
COVESTRO SUSTAINABLE SOLUTIONS RDI	N/A, COVESTRO AG	24.0						
BOELS EQUIPMENT ELECTRIFICATION	N/A, BOELS TOPHOLDING BV	100.0						
ENEXIS ELECTRICITY NETWORK UPGRADE AND EXPANSION	ENEXIS NETBEHEER BV	500.0						
DE LAGE LANDEN SUSTAINABILITY L4SME-MIDCAPS 2	DE LAGE LANDEN INTERNATIONAL BV	200.0						
ING BANK SUSTAINABLE PROJECTS L4SME-MIDCAPS 2	ING BANK NV	150.0						
RABOBANK IMPACT LOAN FOR SMES AND MIDCAPS VIII	COOPERATIEVE RABOBANK UA	380.0						
SG EQUIPMENT FINANCE BENELUX L4SMES & MIDCAPS II	SG EQUIPMENT FINANCE BENELUX BV	52.5						
ABN AMRO CLIMATE TRANSITION L4SME	ABN AMRO BANK NV	250.0						

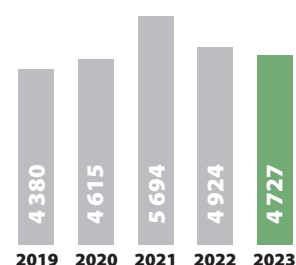
SC-R Sustainable cities and regions  
SE-NR Sustainable energy and natural resources

INNOV-D-HC Innovation, digital and human capital  
SME SME and mid-cap finance

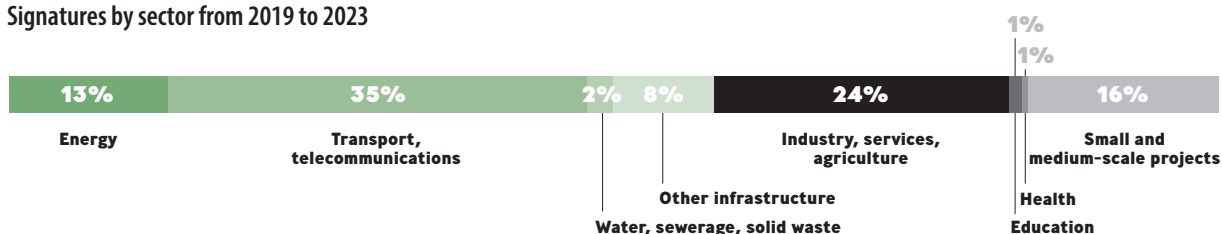
CA-ES Climate action and environmental sustainability  
ESC Economic and social cohesion

# POLAND

## Signatures 2019-2023 (in € million)



## Signatures by sector from 2019 to 2023



## €4 726.5 million

Project Name	Beneficiary	Value (€ million)	SC-R	SE-NR	INNOV-D-HC	SME	CA-ES	ESC
PLK E75 RAIL BALTICA SADOWNE - BIALYSTOK	PKP POLSKIE LINIE KOLEJOWE SA	50.0	■	■	■	■	■	■
CARGO ROLLING STOCK MODERNISATION	PKP CARGO SA	80.0	■	■	■	■	■	■
DAIRY PRODUCTION MODERNISATION AND LOGISTICS	SPOLDZIELNIA MLECZARSKA MLEKPOL W GRAJEWIE	20.0	■	■	■	■	■	■
CAMPUS COLLEGIUM MEDICUM- KRAKOW PROKOCIM	UNIWERSYTET JAGIELLONSKI	56.2	■	■	■	■	■	■
MAZOVIA HEALTH SECTOR FL	MAZOWIECKIE VOIVODESHIP	33.9	■	■	■	■	■	■
PKP INTERCITY FLEET RENEWAL AND EXPANSION	PKP INTERCITY	215.5	■	■	■	■	■	■
SZCZECIN MUNICIPAL INFRASTRUCTURE VII	CITY OF SZCZECIN	15.2	■	■	■	■	■	■
CLN AM FOR AUTOMOTIVE STEEL COMPONENTS	CLN COILS LAMIERE NASTRI SPA	5.2	■	■	■	■	■	■
BALTIC POWER OFFSHORE WINDFARM	BALTIC POWER SP ZOO	334.0	■	■	■	■	■	■
BALTIC POWER OFFSHORE WINDFARM	BANK GOSPODARSTWA KRAJOWEGO, BALTIC POWER SP ZOO	260.1	■	■	■	■	■	■
BALTIC POWER OFFSHORE WINDFARM	BALTIC POWER SP ZOO	15.4	■	■	■	■	■	■
ZACHODNIOPOMORSKIE REGIONAL FRAMEWORK III	WOJEWODZTWO ZACHODNIOPOMORSKIE	74.9	■	■	■	■	■	■
KRAKOW URBAN DEVELOPMENT	THE CITY OF KRAKOW	126.5	■	■	■	■	■	■
KRAKOW TRAMWAY IV	MIEJSKIE PRZEDSIEBIORSTWO KOMUNIKACYJNE SA W KRAKOWIE	33.5	■	■	■	■	■	■
NORDLB RENEWABLE ENERGY	NORDDEUTSCHE LANDESBANK GIROZENTRALE	90.0	■	■	■	■	■	■
PGE ELECTRICITY DISTRIBUTION	PGE DYSTRYBUCJA SA	298.4	■	■	■	■	■	■
UKRAINE SOLIDARITY PACKAGE - POLAND (BGK)	BANK GOSPODARSTWA KRAJOWEGO	600.0	■	■	■	■	■	■
MASPEX FOOD PRODUCTION RESOURCE EFFICIENCY	ZPOW AGROS NOVA SP ZOO SP K, TYMBARK-MWS SP ZOO, POLSKIE ZAKLADY ZBOZOWE LUBELLA GMW SP ZOO, MASPEX ROMANIA SRL, MASPEX HOLDING SA, MASPEX FOOD SP ZOO, FRUKTUS AGROS NOVA SP ZOO SP K	43.8	■	■	■	■	■	■

SC-R Sustainable cities and regions  
SE-NR Sustainable energy and natural resources

INNOV-D-HC Innovation, digital and human capital  
SME SME and mid-cap finance

CA-ES Climate action and environmental sustainability  
ESC Economic and social cohesion

## POLAND (CONTINUED)

			SC-R	SE-NR	INNOV-D-HC	SME	CA-ES	ESC
PROTIX (IEU GT)	PROTIX POLAND SP ZOO	37.0	■	■	■	■	■	■
GDANSK SUSTAINABLE INFRASTRUCTURE	CITY OF GDANSK	46.2	■	■	■	■	■	■
TYCHY SUSTAINABLE DEVELOPMENT	CITY OF TYCHY	44.7	■	■	■	■	■	■
RETAIL ENERGY & ENVIRONMENTAL SUSTAINABILITY	JM NIERUCHOMOSCI SP ZOO, JERONIMO MARTINS SGPS SA, JERONIMO MARTINS POLSKA SA	344.9	■	■	■	■	■	■
COMET UPCYCLING ARABINOXYLAN PLANT (IEU GT)	COMET BIO DENMARK APS	2.1	■	■	■	■	■	■
TYLKO (IEU FT)	TYLKO SA	7.5	■	■	■	■	■	■
SDS OPTIC (IEU TI)	SDS OPTIC SA	10.0	■	■	■	■	■	■
NOMAGIC II (IEU TI)	NOMAGIC SP ZOO	8.0	■	■	■	■	■	■
ABB RDI FOR SMART & SUSTAINABLE ELECTRIFICATION	ABB LTD	31.5	■	■	■	■	■	■
MOBILE NETWORK INFRASTRUCTURE EXPANSION	CELLNEX TELECOM SA	66.2	■	■	■	■	■	■
A2 MOTORWAY MINSK MAZOWIECKI - BIALA PODLASKA	REPUBLIC OF POLAND, BANK GOSPODARSTWA KRAJOWEGO	450.0	■	■	■	■	■	■
EFL ENHANCED SUPPORT TO SMES AND MIDCAPS	ACCEPTABLE CORPORATES - EFL LEASING SYNTHETIC 2023 (POLAND)	197.8	■	■	■	■	■	■
EFL ENHANCED SUPPORT TO SMES AND MIDCAPS	ACCEPTABLE CORPORATES - EFL LEASING SYNTHETIC 2023 (POLAND)	57.6	■	■	■	■	■	■
WROCLAW SUSTAINABLE INFRASTRUCTURE II	CITY OF WROCLAW	138.2	■	■	■	■	■	■
ENEA ELECTRICITY DISTRIBUTION II	ENEA OPERATOR SP ZOO	230.3	■	■	■	■	■	■
DABROWA GORNICZA SUSTAINABLE DEVELOPMENT	DABROWA GORNICZA	24.0	■	■	■	■	■	■
MYTILINEOS REPOWEREU FRAMEWORK LOAN	MYTILINEOS SA, MYTILINEOS ITALY SINGLE MEMBER SA, METKA - EGN LTD	30.0	■	■	■	■	■	■
S6 EXPRESSWAY KOSZALIN - BOZEPOLE	REPUBLIC OF POLAND, BANK GOSPODARSTWA KRAJOWEGO	450.0	■	■	■	■	■	■
PEKAO LEASING LOAN FOR SMES AND MID-CAPS V	PEKAO LEASING SP ZOO	68.0	■	■	■	■	■	■
DE LAGE LANDEN SUSTAINABILITY L4SME-MIDCAPS 2	DE LAGE LANDEN INTERNATIONAL BV	10.0	■	■	■	■	■	■
CALEF PAN-EU LOAN FOR SMES AND MIDCAPS	CREDIT AGRICOLE SA	120.0	■	■	■	■	■	■

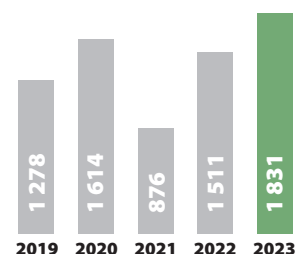
SC-R Sustainable cities and regions  
SE-NR Sustainable energy and natural resources

INNOV-D-HC Innovation, digital and human capital  
SME SME and mid-cap finance

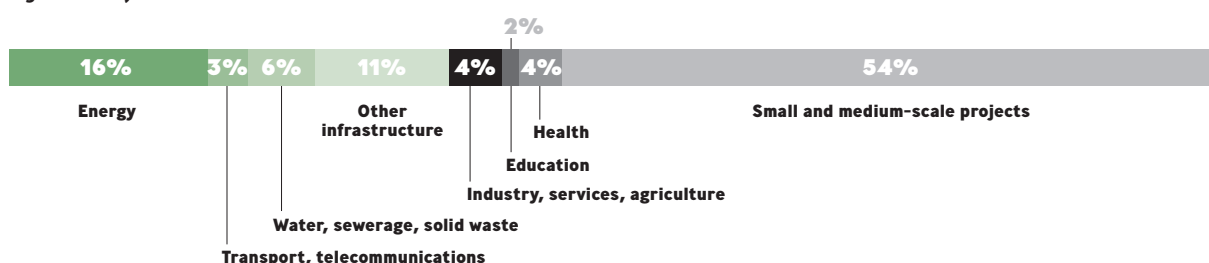
CA-ES Climate action and environmental sustainability  
ESC Economic and social cohesion

# PORTUGAL

## Signatures 2019-2023 (in € million)



### Signatures by sector from 2019 to 2023



## €1 830.6 million

			SCR	SE-NR	INNOV-D-HC	SME	CA-ES	ESC
EU FUNDS CO-FINANCING 2014-2020 (PT)	REPUBLICA PORTUGUESA	300.0	■	■	■	■	■	■
BANKINTER LOAN FOR SMES&MIDCAPS CLIMATE ACTION	BANKINTER SA	50.0	■	■	■	■	■	■
LEIXOES PORT INVESTMENTS	APDL - ADMINISTRACAO DOS PORTOS DO DOURO LEIXOES E VIANA DO CASTELO SA	60.0	■	■	■	■	■	■
ISCTE STUDENT RESIDENCES AND CAMPUS DEVELOPMENT	ISCTE - INSTITUTO UNIVERSITARIO DE LISBOA	40.0	■	■	■	■	■	■
LOURES URBAN RENEWAL AND CLIMATE ADAPTATION FL	MUNICIPIO DE LOURES	24.2	■	■	■	■	■	■
NEW MOBILITY CHARGING NETWORK SPAIN AND PORTUGAL	COMPANIA ESPANOLA DE PETROLEOS SA	17.7	■	■	■	■	■	■
REN GREEN ENERGY LOAN	REN - REDES ENERGETICAS NACIONAIS SGPS SA	150.0	■	■	■	■	■	■
BST LRS ENHANCED SUPPORT FOR MIDCAPS	ACCEPTABLE CORPORATE(S)	200.0	■	■	■	■	■	■
NB LRS ENHANCED SUPPORT FOR MIDCAPS	PUBLIC ENTITY(IES), NOVO BANCO SA, ACCEPTABLE CORPORATE FOR FI 96136	150.0	■	■	■	■	■	■
IBERDROLA REPOWEREU FRAMEWORK LOAN	IBERDROLA FINANCIACION SAU	44.3	■	■	■	■	■	■
MOBILE NETWORK INFRASTRUCTURE EXPANSION	CELLNEX TELECOM SA	18.9	■	■	■	■	■	■
BST GREEN ENERGY MORTGAGES PT	ACCEPTABLE CORPORATES - SANTANDER TOTTA RMBS SYNTHETIC 2022	80.6	■	■	■	■	■	■
CIS DECARBONISATION AND ENVIRONMENT ENHANCEMENT	THE NAVIGATOR COMPANY SA	115.0	■	■	■	■	■	■
BCP LRS ENHANCED SUPPORT FOR MIDCAPS	ACCEPTABLE CORPORATE(S)	180.0	■	■	■	■	■	■
NB LOAN FOR SMES & MIDCAPS AND CLIMATE ACTION	NOVO BANCO SA	300.0	■	■	■	■	■	■
SCF PAN-EUROPEAN FLEET RENEWAL L4SMES-MIDCAPS	SANTANDER CONSUMER FINANCE SA	100.0	■	■	■	■	■	■

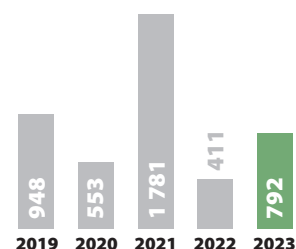
SCR Sustainable cities and regions  
SE-NR Sustainable energy and natural resources

INNOV-D-HC Innovation, digital and human capital  
SME SME and mid-cap finance

CA-ES Climate action and environmental sustainability  
ESC Economic and social cohesion

# REGIONAL - EU COUNTRIES

Signatures  
2019-2023 (in € million)



Signatures by sector from 2019 to 2023



**€791.9 million**

				SC-R	SE-NR	INNOV-D-HC	SME	CA-ES	ESC
KWS SAAT RDI	KWS SAAT SE & CO KGAA	3.8							
CTP ROOFTOP SOLAR PV GREEN LOAN	CTP NV	2.0							
AMADEUS RDI INNOVATION PROGRAMME	AMADEUS IT GROUP SA	12.5							
VALMET PROCESS TECHNOLOGY RDI	VALMET OYJ	7.0							
LBBW REPOWEREU ENHANCED RENEWABLE ENERGY	ACCEPTABLE CORPORATES - LBBW SYNTHETIC 2023 (GERMANY)	35.0							
CALEF PAN-EU LOAN FOR SMES AND MIDCAPS	CREDIT AGRICOLE SA	30.0							
SG EUROPEAN GREEN TRANSPORTATION EQUIPMENT FL	SOCIETE GENERALE	50.0							
DOMINION RDI - INNOVATIVE SOLUTIONS	GLOBAL DOMINION ACCESS SA	1.9							
VGP PV GREEN LOAN	VGP RENEWABLE ENERGY NV	104.0							
CLEANTECH EIB-EIF CO-INVESTMENT PROGRAMME	ACCEPTABLE CORPORATE(S)	50.0							
AMPLIFON INNOVATION DIGITALISATION HEARING CARE	AMPLIFON SPA	39.0							
DEUTSCHE LEASING LOAN FOR SMES & MIDCAPS III	DEUTSCHE LEASING FUNDING BV	2.5							
ABB RDI FOR SMART & SUSTAINABLE ELECTRIFICATION	ABB LTD	58.5							
P3 ROOFTOP SOLAR PV GREEN LOAN	P3 GROUP SARL	124.5							
SCHAEFFLER MOTION R&D INVESTMENTS	SCHAEFFLER AG	25.0							
DKB REPOWEREU FL	DEUTSCHE KREDITBANK AG	10.0							
ETCI SCALE-UP CO-INVESTMENTS	ACCEPTABLE CORPORATE(S)	200.0							
BCP LRS ENHANCED SUPPORT FOR MIDCAPS	ACCEPTABLE CORPORATE(S)	20.0							
DE LAGE LANDEN SUSTAINABILITY L4SME-MIDCAPS 2	DE LAGE LANDEN INTERNATIONAL BV	5.0							
DSL LOAN FOR SME MIDCAPS AND CLIMATE ACTION	DEUTSCHE LEASING FUNDING BV	1.3							
RINGKJOEBING LANDBOBANK (RLB) LOAN FOR SMES CA	RINGKJOEBING LANDBOBANK A/S	10.0							

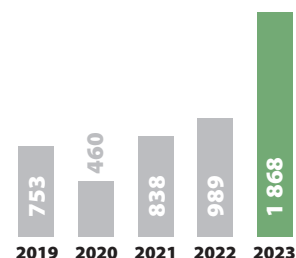
SC-R Sustainable cities and regions  
SE-NR Sustainable energy and natural resources

INNOV-D-HC Innovation, digital and human capital  
SME SME and mid-cap finance

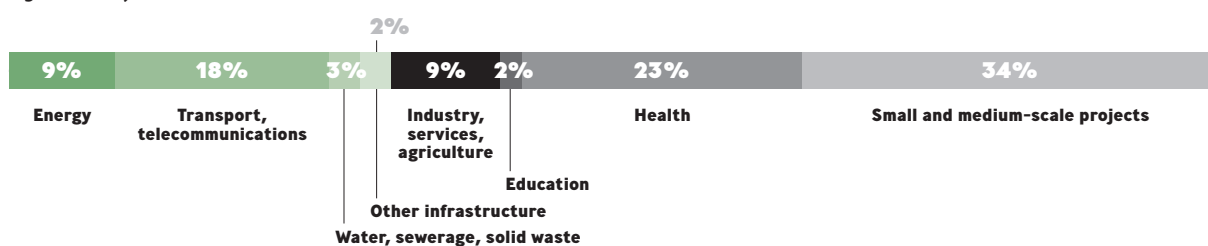
CA-ES Climate action and environmental sustainability  
ESC Economic and social cohesion

# ROMANIA

## Signatures 2019-2023 (in € million)



### Signatures by sector from 2019 to 2023



## €1 868.2 million

Project Name	Counterparty	Amount (€ million)	SC-R	SE-NR	INNOV-D-HC	SME	CA-ES	ESC
GALATI SOLID WASTE INFRASTRUCTURE	CONSILIUL JUDETEAN GALATI	14.4	■	■	■	■	■	■
ORADEA SUSTAINABLE URBAN INFRASTRUCTURE III	MUNICIPALITY OF ORADEA	20.9	■	■	■	■	■	■
CTP ROOFTOP SOLAR PV GREEN LOAN	CTP NV	56.0	■	■	■	■	■	■
CLN AM FOR AUTOMOTIVE STEEL COMPONENTS	CLN COILS LAMIERE NASTRI SPA	0.7	■	■	■	■	■	■
BUCHAREST S2 ENERGY EFFICIENCY II	MUNICIPIUL BUCURESTI - SECTORUL 2	30.0	■	■	■	■	■	■
MASPEX FOOD PRODUCTION RESOURCE EFFICIENCY	ZPOW AGROS NOVA SP ZOO SP K, TYMBARK-MWS SP ZOO, POLSKIE ZAKLADY ZBOZOWE LUBELLA GMW SP ZOO, MASPEX ROMANIA SRL, MASPEX HOLDING SA, MASPEX FOOD SP ZOO, FRUKTUS AGROS NOVA SP ZOO SP K	6.2	■	■	■	■	■	■
VGP PV GREEN LOAN	VGP RENEWABLE ENERGY NV	13.5	■	■	■	■	■	■
ELDRIVE - CHARGING STATION NETWORK (IEU GT)	N/A, ELDRIVE HOLDING GMBH	19.8	■	■	■	■	■	■
NUCLEAR SAFETY PROJECT ROMANIA	SOCIETATEA NATIONALA NUCLEARELECTRICA SA	145.0	■	■	■	■	■	■
DEUTSCHE LEASING ENHANCED SMES AND MID-CAPS	ACCEPTABLE CORPORATES - DEUTSCHE LEASING SYNTHETIC 2023 (ROMANIA)	138.0	■	■	■	■	■	■
DEUTSCHE LEASING ENHANCED SMES AND MID-CAPS	ACCEPTABLE CORPORATES - DEUTSCHE LEASING SYNTHETIC 2023 (ROMANIA)	54.3	■	■	■	■	■	■
ROMANIA A7 MOTORWAY - RRF CO-FINANCING	COMPANIA NATIONALA DE ADMINISTRARE A INFRASTRUCTURII RUTIERE - SA	600.0	■	■	■	■	■	■
ROMANIA A3 MOTORWAY - RRF CO-FINANCING	COMPANIA NATIONALA DE ADMINISTRARE A INFRASTRUCTURII RUTIERE - SA	200.0	■	■	■	■	■	■
ROMANIAN PHARMACEUTICAL R&D PROJECT	ANTIBIOTICE SA	25.0	■	■	■	■	■	■
P3 ROOFTOP SOLAR PV GREEN LOAN	P3 GROUP SARL	3.0	■	■	■	■	■	■
BT ENHANCED SUPPORT SMES AND MID-CAPS	ACCEPTABLE CORPORATES - BT SYNTHETIC SECURITISATION	65.3	■	■	■	■	■	■
BT ENHANCED SUPPORT SMES AND MID-CAPS	ACCEPTABLE CORPORATES - BT SYNTHETIC SECURITISATION	168.0	■	■	■	■	■	■
MYTILINEOS REPOWEREU FRAMEWORK LOAN	MYTILINEOS SA, MYTILINEOS ITALY SINGLE MEMBER SA, METKA - EGN LTD	30.0	■	■	■	■	■	■
GARANTI BANK ROMANIA LOAN FOR SMES & MIDCAPS II	GARANTI BANK SA	24.4	■	■	■	■	■	■
DSL LOAN FOR SME MIDCAPS AND CLIMATE ACTION	DEUTSCHE LEASING FUNDING BV	8.8	■	■	■	■	■	■
UCL RO SMES MID-CAPS & CLIMATE ACTION MBIL	UNICREDIT LEASING CORPORATION IFN SA	100.0	■	■	■	■	■	■
UC FLEET MANAGEMENT RO SMES MID-CAPS & CA MBIL	UNICREDIT LEASING FLEET MANAGEMENT SRL	25.0	■	■	■	■	■	■
UCB RO SMES MID-CAPS & CLIMATE ACTION MBIL	UNICREDIT BANK SA	70.0	■	■	■	■	■	■
SOGLEASE RO LOAN FOR SMES AND MIDCAPS IV	BRD SOGLEASE IFN SA	50.0	■	■	■	■	■	■

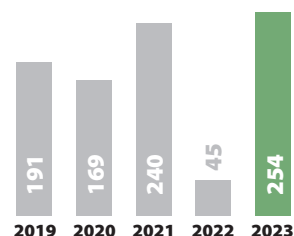
SC-R Sustainable cities and regions  
SE-NR Sustainable energy and natural resources

INNOV-D-HC Innovation, digital and human capital  
SME SME and mid-cap finance


CA-ES Climate action and environmental sustainability  
ESC Economic and social cohesion

# SLOVAKIA

Signatures  
2019-2023 (in € million)



Signatures by sector from 2019 to 2023



## €254.0 million

Project Name	Company	Amount (€ million)	SC-R	SE-NR	INNOV-D-HC	SME	CA-ES	ESC
BANSKA BYSTRICA SUSTAINABLE URBAN DEVELOPMENT FL	MESTO BANSKA BYSTRICA	19.5	■	■	■	■	■	■
VGP PV GREEN LOAN	VGP RENEWABLE ENERGY NV	9.0	■	■	■	■	■	■
P3 ROOFTOP SOLAR PV GREEN LOAN	P3 GROUP SARL	7.5	■	■	■	■	■	■
CTP ROOFTOP SOLAR PV GREEN LOAN	CTP NV	28.0	■	■	■	■	■	■
VUB MULTI-PURPOSE MBIL	VSEOBECNA UVEROVA BANKA AS	50.0	■	■	■	■	■	■
SGEF CZ LOAN FOR SMES-MIDCAPS & OTHER OBJECTIVES	SG EQUIPMENT FINANCE CZECH REPUBLIC SRO	40.0	■	■	■	■	■	■
SLSP LOAN FOR SMES AND MIDCAPS	SLOVENSKA SPORITEL'NA AS	100.0	■	■	■	■	■	■

SC-R Sustainable cities and regions  
SE-NR Sustainable energy and natural resources

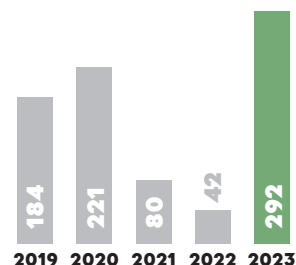
INNOV-D-HC Innovation, digital and human capital  
SME SME and mid-cap finance

CA-ES Climate action and environmental sustainability  
ESC Economic and social cohesion



# SLOVENIA

Signatures  
2019-2023 (in € million)



Signatures by sector from 2019 to 2023



## €292.0 million

Project Name	Beneficiary	Amount (€ million)	SC-R	SE-NR	INNOV-D-HC	SME	CA-ES	ESC
DIVACA-KOPER SECOND RAIL TRACK	N/A, 2TDK DRUZBA ZA RAZVOJ PROJEKTA DOO	250.0	■	■	■	■	■	■
ELECTRICITY DISTRIBUTION SLOVENIA III	ELEKTRO PRIMORSKA PODJETJE ZA DISTRIBUCIJO ELEKTRICNE ENERGIJE DD	42.0	■	■	■	■	■	■

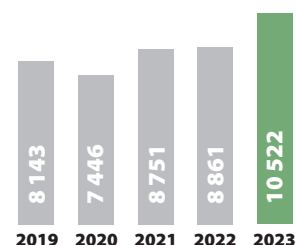
SC-R Sustainable cities and regions  
SE-NR Sustainable energy and natural resources

INNOV-D-HC Innovation, digital and human capital  
SME SME and mid-cap finance

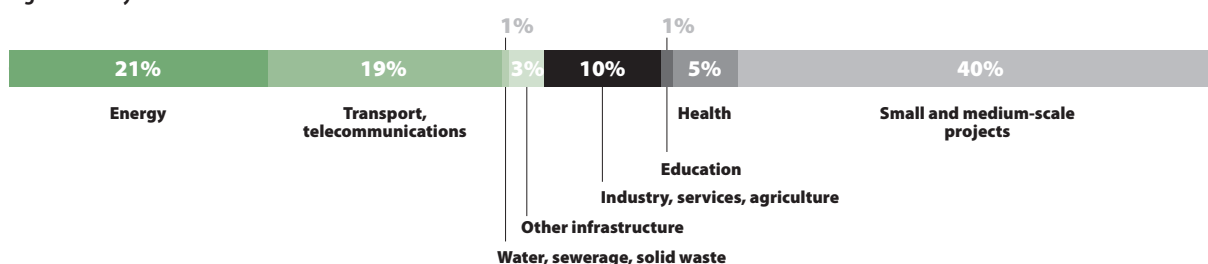
CA-ES Climate action and environmental sustainability  
ESC Economic and social cohesion

# SPAIN

Signatures  
2019-2023 (in € million)



Signatures by sector from 2019 to 2023



€10 522.0 million

			SC-R	SE-NR	INNOV-D-HC	SME	CA-ES	ESC
EU FUNDS CO-FINANCING ANDALUCIA 2014-2020	COMUNIDAD AUTONOMA DE ANDALUCIA	50.0	■	■	■	■	■	■
EU FUNDS CASTILLA Y LEON CO-FINANCING 2014-20	COMUNIDAD AUTONOMA DE CASTILLA Y LEON	132.0	■	■	■	■	■	■
IVECO GROUP ELECTRIC VEHICLES AND DIGITALISATION	IVECO GROUP NV	28.3	■	■	■	■	■	■
METRO DE MADRID ROLLING STOCK	METRO DE MADRID SA	437.0	■	■	■	■	■	■
METRO DE MADRID ROLLING STOCK	METRO DE MADRID SA	33.0	■	■	■	■	■	■
MADRID HEALTHCARE INVESTMENTS	COMUNIDAD AUTONOMA DE MADRID	250.0	■	■	■	■	■	■
RENFE HIGH SPEED TRAINS UPGRADE PLAN	RENFE OPERADORA	125.0	■	■	■	■	■	■
AMADEUS RDI INNOVATION PROGRAMME	AMADEUS IT GROUP SA	36.5	■	■	■	■	■	■
CALEF PAN-EU LOAN FOR SMES AND MIDCAPS	CREDIT AGRICOLE SA	20.0	■	■	■	■	■	■
MADRID RAILWAY NODE CAPACITY EXPANSION FL	ADIF ALTA VELOCIDAD	518.0	■	■	■	■	■	■
EAFRD CO-FINANCING ANDALUCIA	COMUNIDAD AUTONOMA DE ANDALUCIA	33.0	■	■	■	■	■	■
TITAN SOLAR PV GREEN FRAMEWORK LOAN	LOGRO SOLAR SLU, ICTIO SOLAR BERENICE SLU, ICTIO SOLAR AURIGA SLU, ICTIO SOLAR ANDROMEDA SLU, ICTIO MANZANARES SOLAR SLU	57.4	■	■	■	■	■	■
TITAN SOLAR PV GREEN FRAMEWORK LOAN	LOGRO SOLAR SLU, ICTIO SOLAR BERENICE SLU, ICTIO SOLAR AURIGA SLU, ICTIO SOLAR ANDROMEDA SLU, ICTIO MANZANARES SOLAR SLU	4.3	■	■	■	■	■	■
CAIXABANK RISK SHARING SMES AND MIDCAPS	N/A, MERLIN PROPERTIES SOCIMI SA, FERROVIAL SA, FCC AQUALIA SA, CAIXABANK SA, ACS ACTIVIDADES DE CONSTRUCCION Y SERVICIOS SA, ABERTIS INFRAESTRUCTURAS SA	250.0	■	■	■	■	■	■
ENDESA WIND AND SOLAR GREEN FRAMEWORK LOAN	ENDESA SA	200.0	■	■	■	■	■	■
AENA RESILIENCE AND SECURITY	AENA SME SA	460.0	■	■	■	■	■	■
BUNIEL WIND FARM	RENOVABLES DE BUNIEL SL	55.0	■	■	■	■	■	■

SC-R Sustainable cities and regions  
SE-NR Sustainable energy and natural resources

INNOV-D-HC Innovation, digital and human capital  
SME SME and mid-cap finance

CA-ES Climate action and environmental sustainability  
ESC Economic and social cohesion

# SPAIN (CONTINUED)

			SC-R	SE-NR	INNOV-D-HC	SME	CA-ES	ESC
CADIZ CONTAINER TERMINAL EXTENSION	AUTORIDAD PORTUARIA DE LA BAHIA DE CADIZ	30.0	■	■	■	■	■	■
SANTANDER RISK SHARING EUROPEAN CLIMATE ACTION	SPECIAL PURPOSE ENTITY(IES)/FUND, BANCO SANTANDER SA	125.0	■	■	■	■	■	■
SANTANDER & UCI CLIMATE ACTION	ACCEPTABLE CORPORATES - SANTANDER SPAIN GREEN RMBS SYNTHETIC 2023	118.0	■	■	■	■	■	■
METRO DE MADRID INFRASTRUCTURE UPGRADE II	METRO DE MADRID SA	200.0	■	■	■	■	■	■
ECI ENERGY EFFICIENCY AND INNOVATION	EL CORTE INGLES SA	29.6	■	■	■	■	■	■
ECI ENERGY EFFICIENCY AND INNOVATION	EL CORTE INGLES SA	44.4	■	■	■	■	■	■
RED ELECTRICA GREEN FINANCE FRAMEWORK	RED ELECTRICA DE ESPANA SAU	41.5	■	■	■	■	■	■
INTERBIAK LAMIAKO TUNNEL	N/A, INTERBIAK BIZKAIA SA MEDIO PROPIO	200.0	■	■	■	■	■	■
ERDF-ESF CO-FINANCING EXTREMADURA 2021-2027	COMUNIDAD AUTONOMA DE EXTREMADURA	225.0	■	■	■	■	■	■
TB BARCELONA CLEAN URBAN TRANSPORT	TRANSPORTS DE BARCELONA SA	27.0	■	■	■	■	■	■
ENDESA NETWORK MODERNISATION III	ENDESA SA	250.0	■	■	■	■	■	■
SOMACYL SOCIAL & AFFORDABLE EE HOUSING FL	SOCIEDAD PUBLICA DE INFRAESTRUCTURAS Y MEDIO AMBIENTE DE CASTILLA Y LEON SA	60.0	■	■	■	■	■	■
RENFE FREIGHT LOCOMOTIVES	RENFE OPERADORA	100.0	■	■	■	■	■	■
SOMACYL RENEWABLE ENERGY & ENERGY EFFICIENCY FL	SOCIEDAD PUBLICA DE INFRAESTRUCTURAS Y MEDIO AMBIENTE DE CASTILLA Y LEON SA	40.0	■	■	■	■	■	■
A CORUNA PUBLIC UNIVERSITY HOSPITAL COMPLEX PSLF	COMUNIDAD AUTONOMA DE GALICIA	290.0	■	■	■	■	■	■
MADRID EDUCATION INFRASTRUCTURES	COMUNIDAD AUTONOMA DE MADRID	250.0	■	■	■	■	■	■
SOM BIOTECH (IEU TI)	SOM INNOVATION BIOTECH SA	7.5	■	■	■	■	■	■
NATURGY ELECTRICITY NETWORK MODERNISATION	UFD DISTRIBUCION ELECTRICIDAD SA	500.0	■	■	■	■	■	■
CROWDFARMING (IEU G)	CROWDFARMING SL	15.0	■	■	■	■	■	■
NEW MOBILITY CHARGING NETWORK SPAIN AND PORTUGAL	COMPANIA ESPANOLA DE PETROLEOS SA	132.3	■	■	■	■	■	■
CADIZ REPOWEREU SOLAR ENERGY	COMPANIA ESPANOLA DE PETROLEOS SA	80.0	■	■	■	■	■	■
CANTABRIA PREHISTORIC MUSEUM	N/A, COMUNIDAD AUTONOMA DE CANTABRIA	35.0	■	■	■	■	■	■
SOLARIA EUROPEAN PV GREEN LOAN	SERPENS SOLAR SLU, BANCO SANTANDER SA	75.0	■	■	■	■	■	■
SOLARIA EUROPEAN PV GREEN LOAN	SERPENS SOLAR SLU, N/A	257.4	■	■	■	■	■	■
SOLARIA EUROPEAN PV GREEN LOAN	SERPENS SOLAR SLU	19.1	■	■	■	■	■	■
LBP ACTION POUR LE CLIMAT	LA BANQUE POSTALE	80.0	■	■	■	■	■	■
AMPLIFON INNOVATION DIGITALISATION HEARING CARE	AMPLIFON SPA	27.0	■	■	■	■	■	■
IBERDROLA REPOWEREU FRAMEWORK LOAN	IBERDROLA FINANCIACION SAU	903.4	■	■	■	■	■	■
SKYDWELLER (IEU TI)	SKYDWELLER SL	20.0	■	■	■	■	■	■
INBRAIN (IEU TI)	INBRAIN NEUROELECTRONICS SL	20.0	■	■	■	■	■	■
REPSOL REPOWEREU WIND & SOLAR	REPSOL SA	400.0	■	■	■	■	■	■
ENEL DIGITAL & EV RDI	ENEL X WAY SRL	10.4	■	■	■	■	■	■
MOBILE NETWORK INFRASTRUCTURE EXPANSION	CELLNEX TELECOM SA	28.4	■	■	■	■	■	■
ERDF CO-FINANCING CATALUNYA 2021-2027	GENERALITAT DE CATALUNYA	180.0	■	■	■	■	■	■
LONG TERM CARE DEVELOPMENT INFRASTRUCTURE II	VITALIA PLUS SA, N/A	31.5	■	■	■	■	■	■

SC-R Sustainable cities and regions  
SE-NR Sustainable energy and natural resources

INNOV-D-HC Innovation, digital and human capital  
SME SME and mid-cap finance

CA-ES Climate action and environmental sustainability  
ESC Economic and social cohesion

# SPAIN (CONTINUED)

			SC-R	SE-NR	INNOV-D-HC	SME	CA-ES	ESC
LONG TERM CARE DEVELOPMENT INFRASTRUCTURE II	VITALIA PLUS SA	58.5	■	■	■	■	■	■
DOMINION RDI - INNOVATIVE SOLUTIONS	GLOBAL DOMINION ACCESS SA	26.7	■	■	■	■	■	■
CAIXABANK RISK SHARING EUROPEAN CLIMATE ACTION	SPECIAL PURPOSE ENTITY(IES)/FUND, CAIXABANK SA	150.0	■	■	■	■	■	■
BIOHOPE (IEU TI)	BIOHOPE SCIENTIFIC SOLUTIONS FOR HUMAN HEALTH SL	15.0	■	■	■	■	■	■
MYTILINEOS REPOWEREU FRAMEWORK LOAN	MYTILINEOS SA, MYTILINEOS ITALY SINGLE MEMBER SA, METKA - EGN LTD	34.0	■	■	■	■	■	■
INGETEAM ENERGY CONVERSION RDI	N/A, INGETEAM SA	46.0	■	■	■	■	■	■
ARTECHE INNOVATION AND DIGITALIZATION	N/A, ARTECHE LANTEGI ELKARTEA SA	29.0	■	■	■	■	■	■
ICF LOAN FOR SUSTAINABLE SMES & MID-CAPS	INSTITUT CATALA DE FINANCES	100.0	■	■	■	■	■	■
CAJAMAR SUPPORT TO SMES AND GREEN INITIATIVES	CAJAMAR CAJA RURAL SCC	350.0	■	■	■	■	■	■
ICE FOCUSED SUPPORT FOR SMES AND MIDCAPS	INSTITUTO PARA LA COMPETITIVIDAD EMPRESARIAL DE CASTILLA Y LEON	25.8	■	■	■	■	■	■
SANTANDER AGRIFOOD COVID-19 MBIL SMES & MIDCAPS	BANCO SANTANDER SA	100.0	■	■	■	■	■	■
SGEF IBERIA LOAN FOR SMES&MIDCAPS CLIMATE ACTION	SG EQUIPMENT FINANCE IBERIA EFC SA	50.0	■	■	■	■	■	■
SANTANDER & UCI CLIMATE ACTION	RMBS GREEN PRADO XI FONDO DE TITULIZACION	121.6	■	■	■	■	■	■
SANTANDER & UCI CLIMATE ACTION	RMBS GREEN PRADO XI FONDO DE TITULIZACION	78.4	■	■	■	■	■	■
DE LAGE LANDEN SUSTAINABILITY L4SME-MIDCAPS 2	DE LAGE LANDEN INTERNATIONAL BV	25.0	■	■	■	■	■	■
SABADELL LOAN FOR SMES&MIDCAPS CLIMATE ACTION II	BANCO DE SABADELL SA	9.3	■	■	■	■	■	■
CAIXABANK LOAN FOR SMES & OTHER PRIORITIES	CAIXABANK SA	250.0	■	■	■	■	■	■
BBVA ABS OPERATION FOR CLIMATE ACTION	BBVA CONSUMER AUTO 2023-1 FT	30.0	■	■	■	■	■	■
BBVA ABS OPERATION FOR CLIMATE ACTION	BBVA CONSUMER AUTO 2023-1 FT	20.0	■	■	■	■	■	■
BPCE LEASE EUROPEAN GREEN LEASING MBIL	BPCE	7.5	■	■	■	■	■	■
SABADELL ENHANCED SUPPORT FOR SMES&MIDCAPS ABS	SABADELL CONSUMER FINANCE AUTOS 1 FT	20.7	■	■	■	■	■	■
SABADELL ENHANCED SUPPORT FOR SMES&MIDCAPS ABS	SABADELL CONSUMER FINANCE AUTOS 1 FT	20.0	■	■	■	■	■	■
SANTANDER ABS FOR SME SUPPORT	SANTANDER CONSUMO 5 FONDO DE TITULIZACION	151.2	■	■	■	■	■	■
SANTANDER ABS FOR SME SUPPORT	SANTANDER CONSUMO 5 FONDO DE TITULIZACION	43.2	■	■	■	■	■	■
SANTANDER ABS FOR SME SUPPORT	SANTANDER CONSUMO 5 FONDO DE TITULIZACION	5.6	■	■	■	■	■	■
SANTANDER ABS FOR SME SUPPORT	SANTANDER CONSUMO 5 FONDO DE TITULIZACION	30.8	■	■	■	■	■	■
BANKINTER LOAN FOR SMES&MIDCAPS CLIMATE ACTION	BANKINTER SA	200.0	■	■	■	■	■	■
BBVA LOAN FOR SMES & MIDCAPS V	BBVA CONSUMER AUTO 2023-1 FT	366.6	■	■	■	■	■	■
BBVA LOAN FOR SMES & MIDCAPS V	BBVA CONSUMER AUTO 2023-1 FT	15.0	■	■	■	■	■	■
SANTANDER GREEN LOAN FOR SMES AND MIDCAPS	SANTANDER CONSUMO 5 FONDO DE TITULIZACION	100.0	■	■	■	■	■	■
SABADELL SMES MIDCAPS & OTHER PRIORITIES II	SABADELL CONSUMER FINANCE AUTOS 1 FT	301.3	■	■	■	■	■	■
SABADELL SMES MIDCAPS & OTHER PRIORITIES II	SABADELL CONSUMER FINANCE AUTOS 1 FT	8.0	■	■	■	■	■	■
SABADELL SMES MIDCAPS & OTHER PRIORITIES II	BANCO DE SABADELL SA	190.7	■	■	■	■	■	■

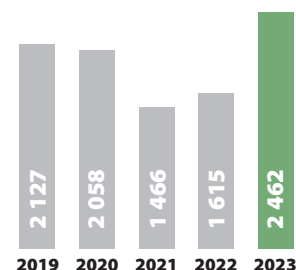
SC-R Sustainable cities and regions  
SE-NR Sustainable energy and natural resources

INNOV-D-HC Innovation, digital and human capital  
SME SME and mid-cap finance

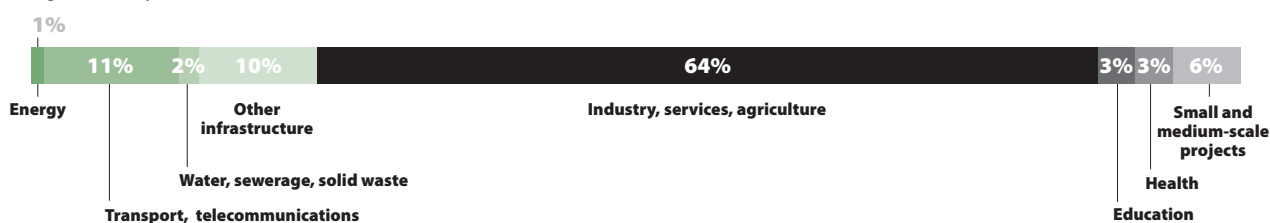
CA-ES Climate action and environmental sustainability  
ESC Economic and social cohesion

# SWEDEN

## Signatures 2019-2023 (in € million)



### Signatures by sector from 2019 to 2023



## €2 461.6 million

SC-R  
SE-NR  
INNOV-D-HC  
SME  
CA-ES  
ESC

SYDVATTEN DRINKING WATER SUPPLY III	SYDVATTEN AB	62.1	■	■	■	■	■	■
H2 GREEN STEEL	H2GS AB	200.0	■	■	■	■	■	■
H2 GREEN STEEL	INTESA SANPAOLO SPA, H2GS AB	50.0	■	■	■	■	■	■
H2 GREEN STEEL	SOCIETE GENERALE, H2GS AB	64.0	■	■	■	■	■	■
VALMET PROCESS TECHNOLOGY RDI	VALMET OYJ	19.3	■	■	■	■	■	■
NORDLB RENEWABLE ENERGY	NORDDEUTSCHE LANDESBANK GIROZENTRALE	10.0	■	■	■	■	■	■
PRINTED SOLAR CELL MANUFACTURING PLANT (IEU GT)	EXEGER OPERATIONS AB	35.0	■	■	■	■	■	■
SJ ROLLING STOCK	SJ AB	155.2	■	■	■	■	■	■
NORTHVOLT ETT EXPANSION-LARGE SCALE BATTERY PLAN	NORTHVOLT ETT AB	362.9	■	■	■	■	■	■
NORTHVOLT ETT EXPANSION-LARGE SCALE BATTERY PLAN	NORTHVOLT ETT AB	36.4	■	■	■	■	■	■
NORTHVOLT ETT EXPANSION-LARGE SCALE BATTERY PLAN	SOCIETE GENERALE, NORTHVOLT ETT AB	44.2	■	■	■	■	■	■
NORTHVOLT ETT EXPANSION-LARGE SCALE BATTERY PLAN	NORTHVOLT ETT AB, INTESA SANPAOLO SPA	45.5	■	■	■	■	■	■
NORTHVOLT ETT EXPANSION-LARGE SCALE BATTERY PLAN	NORTHVOLT ETT AB	453.6	■	■	■	■	■	■
ATLAS COPCO RDI FOR SUSTAINABLE PRODUCTIVITY	ATLAS COPCO AB	185.2	■	■	■	■	■	■
ATEA DATA CENTRES AND DIGITAL TRANSFORMATION	ATEA ASA	11.5	■	■	■	■	■	■
VOLVO CARS FUTURE OF TRANSPORT RDI	VOLVO CAR CORP, N/A	250.0	■	■	■	■	■	■
NEXT GENERATION MOBILE BROADBAND RDI	TELEFONAKTIEBOLAGET LM ERICSSON	250.0	■	■	■	■	■	■
SKELLETEAE AFFORDABLE HOUSING	SKELLEFTEAA KOMMUN, N/A	72.1	■	■	■	■	■	■
PROJECT SMART COOL (IEU TI)	BRAINCOOL AB (PUBL)	12.5	■	■	■	■	■	■
BIOPRODUCT MILL ENVIRONMENTAL UPGRADE	BILLERUD AB (PUBL)	114.1	■	■	■	■	■	■
COLD LAKE SUSTAINABLE ARCTIC CHAR (IEU GT)	COLD LAKE AB	28.0	■	■	■	■	■	■

SC-R Sustainable cities and regions  
SE-NR Sustainable energy and natural resources

INNOV-D-HC Innovation, digital and human capital  
SME SME and mid-cap finance

CA-ES Climate action and environmental sustainability  
ESC Economic and social cohesion

# OUTSIDE THE EUROPEAN UNION

€8 597.8 million

SC-R  
SE-NR  
INNOV-D-HC  
SME  
CA-ES  
ESC

## EUROPEAN FREE TRADE ASSOCIATION (EFTA) COUNTRIES €160.6 million

ICELAND		60.0	
LANDSNET POWER TRANSMISSION	LANDSNET HF	60.0	■ ■ ■ ■ ■ ■ ■ ■
NORWAY		16.5	
ABB RDI FOR SMART & SUSTAINABLE ELECTRIFICATION	ABB LTD	16.5	■ ■ ■ ■ ■ ■ ■ ■
SWITZERLAND		84.1	
IVECO GROUP ELECTRIC VEHICLES AND DIGITALISATION	IVECO GROUP NV	21.6	■ ■ ■ ■ ■ ■ ■ ■
ABB RDI FOR SMART & SUSTAINABLE ELECTRIFICATION	ABB LTD	62.5	■ ■ ■ ■ ■ ■ ■ ■

## CANDIDATE COUNTRIES €1 798.7 million

BOSNIA AND HERZEGOVINA		152.5	
WATER AND SANITATION FEDERATION BIH	PUBLIC ENTITY(IES)	2.9	■ ■ ■ ■ ■ ■ ■ ■
WATER AND SANITATION FEDERATION BIH	MUNICIPALITY OF ORASJE	0.6	■ ■ ■ ■ ■ ■ ■ ■
WATER AND SANITATION RS	PUBLIC ENTITY(IES)	2.9	■ ■ ■ ■ ■ ■ ■ ■
BANJA LUKA MEDICAL COMPLEX	REPUBLIKA SRPSKA	75.0	■ ■ ■ ■ ■ ■ ■ ■
SARAJEVO URBAN TRANSPORT PROJECT	CANTON OF SARAJEVO	35.0	■ ■ ■ ■ ■ ■ ■ ■
WINDFARM VLASIC	JP ELEKTROPRIVREDA BOSNE I HERCEGOVINE DD - SARAJEVO	36.0	■ ■ ■ ■ ■ ■ ■ ■
MOLDOVA		119.5	
MOLDOVA ELECTRICITY MODERNISATION	ICS PREMIER ENERGY DISTRIBUTION SA	20.7	■ ■ ■ ■ ■ ■ ■ ■
MOLDOVA ELECTRICITY MODERNISATION	ICS PREMIER ENERGY DISTRIBUTION SA	7.5	■ ■ ■ ■ ■ ■ ■ ■
MOLDOVA SOLIDARITY LANES	IS CALEA FERATA DIN MOLDOVA	41.2	■ ■ ■ ■ ■ ■ ■ ■
MOLDOVA SME RESILIENCE FACILITY - MAIB	BC MOLDOVA AGROINDBANK SA	50.0	■ ■ ■ ■ ■ ■ ■ ■
NORTH MACEDONIA		493.9	
SKOPJE WWTP	N/A, JP VODOVOD I KANALIZACIJA-SKOPJE	69.8	■ ■ ■ ■ ■ ■ ■ ■
CORRIDOR VIII RAIL - EASTERN SECTION MK	PUBLIC ENTERPRISE FOR RAILWAY INFRASTRUCTURE RAILWAYS OF REPUBLIC OF NORTH MACEDONIA - SKOPJE	175.0	■ ■ ■ ■ ■ ■ ■ ■
CORRIDOR VIII RAIL - EASTERN SECTION MK	PUBLIC ENTERPRISE FOR RAILWAY INFRASTRUCTURE RAILWAYS OF REPUBLIC OF NORTH MACEDONIA - SKOPJE	149.2	■ ■ ■ ■ ■ ■ ■ ■
DBNM LOAN FOR SMES MID-CAPS AND GREEN TRANSITION	DEVELOPMENT BANK OF NORTH MACEDONIA JSC SKOPJE	100.0	■ ■ ■ ■ ■ ■ ■ ■
SERBIA		549.1	
ROAD REHABILITATION AND SAFETY	REPUBLIC OF SERBIA, PUBLIC ENTERPRISE ROADS OF SERBIA	85.0	■ ■ ■ ■ ■ ■ ■ ■
SERBIA CORRIDOR X RAILWAYS FL - GLOBAL GATEWAY	THE COMPANY FOR MANAGEMENT OF THE PUBLIC RAILWAY INFRASTRUCTURE SERBIAN RAILWAYS INFRASTRUCTURE LLC BELGRADE, REPUBLIC OF SERBIA	80.2	■ ■ ■ ■ ■ ■ ■ ■
SERBIA CORRIDOR X RAILWAYS FL - GLOBAL GATEWAY	THE COMPANY FOR MANAGEMENT OF THE PUBLIC RAILWAY INFRASTRUCTURE SERBIAN RAILWAYS INFRASTRUCTURE LLC BELGRADE, REPUBLIC OF SERBIA	169.0	■ ■ ■ ■ ■ ■ ■ ■

SC-R Sustainable cities and regions  
SE-NR Sustainable energy and natural resources

INNOV-D-HC Innovation, digital and human capital  
SME SME and mid-cap finance

CA-ES Climate action and environmental sustainability  
ESC Economic and social cohesion

## CANDIDATE COUNTRIES (CONTINUED)

### SERBIA

SERBIAN EDUCATION INFRASTRUCTURE FL	REPUBLIC OF SERBIA	40.0	■ ■ ■ ■ ■ ■ ■ ■ ■ ■
UCBS IMPACT INCENTIVE LOAN FOR SMES & MID-CAPS	UNICREDIT BANK SRBIJA AD BEOGRAD	15.0	■ ■ ■ ■ ■ ■ ■ ■ ■ ■
RBRS-RLRS LOAN FOR SMES&MIDCAPS	RAIFFEISEN BANKA AD BEOGRAD	30.0	■ ■ ■ ■ ■ ■ ■ ■ ■ ■
RBRS-RLRS LOAN FOR SMES&MIDCAPS	RAIFFEISEN LEASING DOO BEOGRAD	30.0	■ ■ ■ ■ ■ ■ ■ ■ ■ ■
ISP SERBIA LOAN FOR SMES MIDCAPS & CLIMATE ACTION	BANCA INTESA AD BEOGRAD	100.0	■ ■ ■ ■ ■ ■ ■ ■ ■ ■

### TÜRKIYE

EARTHQUAKE RECONSTRUCTION FRAMEWORK LOAN	REPUBLIC OF TÜRKIYE	400.0	■ ■ ■ ■ ■ ■ ■ ■ ■ ■
--	---------------------	-------	---------------------

### UKRAINE

UKRAINE RAILWAY MODERNIZATION	PJSC UKRAINIAN RAILWAY	6.7	■ ■ ■ ■ ■ ■ ■ ■ ■ ■
TOMATO PROCESSING LINE	FE ORGANIC SYSTEMS	2.0	■ ■ ■ ■ ■ ■ ■ ■ ■ ■
UKRAINE TRANSPORT CONNECTIVITY	STATE AGENCY FOR RESTORATION AND DEVELOPMENT OF INFRASTRUCTURE OF UKRAINE (AGENCY FOR RESTORATION)	50.1	■ ■ ■ ■ ■ ■ ■ ■ ■ ■
HORIZON CAPITAL GROWTH FUND IV	ACCEPTABLE CORPORATE(S)	25.0	■ ■ ■ ■ ■ ■ ■ ■ ■ ■

## POTENTIAL CANDIDATE COUNTRIES

€120.0 million

### GEORGIA

TBC BANK LOAN FOR INCLUSIVE & GREEN FINANCE	TBC BANK JSC	40.0	■ ■ ■ ■ ■ ■ ■ ■ ■ ■
TBC BANK LOAN FOR INCLUSIVE & GREEN FINANCE	TBC BANK JSC	30.0	■ ■ ■ ■ ■ ■ ■ ■ ■ ■
BANK OF GEORGIA LOAN FOR GROWTH & GREEN FINANCE	JSC BANK OF GEORGIA	15.0	■ ■ ■ ■ ■ ■ ■ ■ ■ ■
BANK OF GEORGIA LOAN FOR GROWTH & GREEN FINANCE	JSC BANK OF GEORGIA	35.0	■ ■ ■ ■ ■ ■ ■ ■ ■ ■

## EASTERN EUROPE, SOUTH CAUCASUS

€25.0 million

### ARMENIA

YEREVAN ENERGY EFFICIENCY PHASE II	REPUBLIQUE D'ARMENIE	25.0	■ ■ ■ ■ ■ ■ ■ ■ ■ ■
------------------------------------	----------------------	------	---------------------

## MEDITERRANEAN COUNTRIES

€1 687.3 million

### EGYPT

GREEN SUSTAINABLE INDUSTRY - GSI	ARAB REPUBLIC OF EGYPT	135.0	■ ■ ■ ■ ■ ■ ■ ■ ■ ■
BANQUE DU CAIRE MICROFINANCE LOAN	BANQUE DU CAIRE	70.0	■ ■ ■ ■ ■ ■ ■ ■ ■ ■

### ISRAEL

TEL AVIV LRT GREEN LINE	TMT - TLV METROPOLITAN TRAMWAY LTD, N/A	250.0	■ ■ ■ ■ ■ ■ ■ ■ ■ ■
WESTERN GALILEE DESALINATION PLANT	SMS GALILEE LTD, N/A	150.0	■ ■ ■ ■ ■ ■ ■ ■ ■ ■
FINANCIAL INCLUSION & GREEN TRANSITION FACILITY	BANK LEUMI LE ISRAEL BM	250.0	■ ■ ■ ■ ■ ■ ■ ■ ■ ■

## MEDITERRANEAN COUNTRIES (CONTINUED)

<b>JORDAN</b>			<b>357.3</b>
AQABA-AMMAN WATER DESALINATION & CONVEYANCE	HASHEMITE KINGDOM OF JORDAN	100.0	
AQABA-AMMAN WATER DESALINATION & CONVEYANCE	HASHEMITE KINGDOM OF JORDAN	50.0	
GCOFF JORDAN PRIVATE SECTOR GUARANTEE FACILITY	MICROFUND FOR WOMEN	4.6	
GCOFF JORDAN PRIVATE SECTOR GUARANTEE FACILITY	BANK AL ETIHAD	7.4	
GCOFF JORDAN PRIVATE SECTOR GUARANTEE FACILITY	PRIVATE ENTITIES - CAPITAL BANK OF JORDAN, N/A	9.3	
JORDAN LOAN FOR SMES AND MID-CAPS	CAIRO AMMAN BANK	96.0	
JORDAN LOAN FOR SMES AND MID-CAPS	BANK AL ETIHAD	90.0	
<b>MOROCCO</b>			<b>320.0</b>
TECHNOPOLES MAROC II	MEDZ SA	115.0	
INCLUSIVE AND SUSTAINABLE FORESTS IN MOROCCO	ROYAUME DU MAROC	100.0	
BANQUE CENTRALE POPULAIRE LOAN FOR SMES&MID-CAPS	BANQUE CENTRALE POPULAIRE	50.0	
MOROCCO TAJAWOUZ LOAN FOR SMES&MIDCAPS	CAIXABANK SA	30.0	
MOROCCO TAJAWOUZ LOAN FOR SMES&MIDCAPS	CAIXABANK SA	25.0	
<b>PALESTINE*</b>			<b>3.0</b>
PALESTINE SME GUARANTEE FACILITY II	ACCEPTABLE CORPORATE(S)	3.0	
<b>REGIONAL - MEDITERRANEAN</b>			<b>27.0</b>
MEDITERRANIA CAPITAL IV	N/A, ACCEPTABLE CORPORATE(S)	15.0	
MICROFINANCE LOAN ENDA TAMWEEL	ENDA TAMWEEL SA	12.0	
<b>REGIONAL - NORTH AFRICA</b>			<b>40.0</b>
AFR-IX MEDUSA SUBMARINE CABLE SYSTEM	MEDUSA SUBMARINE CABLE SYSTEM PLC	40.0	
<b>TUNISIA</b>			<b>85.0</b>
STEG - TUNISIA ITALY POWER INTERCONNECTION	PUBLIC ENTITY(IIES)	45.0	
MODERNISATION ETABLISSEMENTS SCOLAIRES II	REPUBLIQUE TUNISIENNE	40.0	

## AFRICAN, CARIBBEAN AND PACIFIC (ACP) COUNTRIES

€2 376.8 million

<b>BENIN</b>			<b>132.0</b>
ASSAINISSEMENT PLUVIAL DE VILLES DU BENIN II	REPUBLIQUE DU BENIN	70.0	
ALIMENTATION EN EAU POTABLE NORD DU BENIN	SOCIETE NATIONALE DES EAUX DU BENIN, REPUBLIQUE DU BENIN, N/A, AGENCE NATIONALE D'APPROVISIONNEMENT EN EAU POTABLE EN MILIEU RURAL	62.0	
<b>CAMEROON</b>			<b>15.6</b>
CAMEROON RURAL ELECTRIFICATION	REPUBLIQUE DU CAMEROUN	15.6	

\* This designation shall not be construed as recognition of a State of Palestine and is without prejudice to the individual positions of the Member States on this issue.

SC-R Sustainable cities and regions  
SE-NR Sustainable energy and natural resources  
INNOV-D-HC Innovation, digital and human capital  
SME SME and mid-cap finance  
CA-ES Climate action and environmental sustainability  
ESC Economic and social cohesion



## AFRICAN, CARIBBEAN AND PACIFIC (ACP) COUNTRIES (CONTINUED)

<b>CABO VERDE</b>			<b>120.0</b>
CAPE VERDE GREEN ENERGY FL	REPUBLICA DE CABO VERDE	120.0	
<b>CONGO</b>			<b>10.3</b>
CONGO DIGITAL TRANSFORMATION	REPUBLIQUE DU CONGO	10.3	
<b>CÔTE D'IVOIRE</b>			<b>16.1</b>
COFINA - GREEN AFRICAN AGRI VALUE CHAIN	COMPAGNIE FINANCIERE AFRICAINE COTE D'IVOIRE SA	16.1	
<b>DJIBOUTI</b>			<b>79.2</b>
DJIBOUTI WATER SUPPLY AND WASTEWATER TREATMENT	OFFICE NATIONAL DE L'EAU ET DE L'ASSAINISSEMENT DE DJIBOUTI, N/A	79.2	
<b>MADAGASCAR</b>			<b>20.0</b>
MADAGASCAR SUSTAINABLE AGRICULTURE	SAHANALA MADAGASCAR SA	20.0	
<b>MAURITANIA</b>			<b>23.2</b>
BMI YOUTH & GENDER RISK SHARING FACILITY	BANQUE MAURITANIENNE DE L'INVESTISSEMENT, ACCEPTABLE CORPORATE(S)	3.2	
BMI YOUTH & GENDER LOAN FOR SMES AND MIDCAPS	BANQUE MAURITANIENNE DE L'INVESTISSEMENT	20.0	
<b>MOZAMBIQUE</b>			<b>10.0</b>
ACP GENDER FINANCE FACILITY - MOZA BANCO	MOZA BANCO SA	10.0	
<b>NIGERIA</b>			<b>218.1</b>
NIGERIA ACCESS TO AGRI MARKETS FRAMEWORK LOAN	FEDERAL REPUBLIC OF NIGERIA	150.0	
WEST AFRICA RURAL ELECTRIFICATION EXPANSION	N/A, HUSK POWER ENERGY SYSTEMS NIGERIA LTD	18.1	
ACCESS BANK PLC NIGERIA GENDER LOAN FOR SMES	ACCESS BANK PLC	50.0	
<b>REGIONAL - AFRICA</b>			<b>1208.8</b>
THE URBAN RESILIENCE FUND (TURF) B	THE URBAN RESILIENCE FUND B - INTERNATIONAL MUNICIPAL INVESTMENT FUND SCSP	2.2	
DWS UNIVERSAL GREEN ENERGY ACCESS PROGRAMME BMU	UNIVERSAL GREEN ENERGY ACCESS PROGRAMME SCSP RAIF	8.8	
WATER ACCESS ACCELERATION FUND W2AF	WATER ACCESS ACCELERATION FUND SLP	4.0	
ABI - WEST AFRICA RISK SHARING FACILITY	ATLANTIC BUSINESS INTERNATIONAL SA, ACCEPTABLE CORPORATE(S)	10.4	
AFRICA DIGITAL PAYMENT INFRASTRUCTURE	INTOUCH SAS	10.0	
ADENIA CAPITAL V	N/A, ACCEPTABLE CORPORATE(S)	47.7	
GLOBAL POLIO ERADICATION PROGRAMME	BILL & MELINDA GATES FOUNDATION	300.0	
SUNFUNDER GIGATON CLEAN ENERGY SME FUND	MIROVA GIGATON FUND SA SICAV-RAIF	52.4	
COVID-19 VACCINE VOLUME ALLOCATION III	PUBLIC ENTITY(IES)	350.0	

SC-R Sustainable cities and regions  
SE-NR Sustainable energy and natural resources

INNOV-D-HC Innovation, digital and human capital  
SME SME and mid-cap finance

CA-ES Climate action and environmental sustainability  
ESC Economic and social cohesion

## AFRICAN, CARIBBEAN AND PACIFIC (ACP) COUNTRIES (CONTINUED)

### REGIONAL - AFRICA

ACRE EXPORT FINANCE FUND I	PUBLIC ENTITY(IES)	37.7	■ ■ ■ ■ ■ ■ ■ ■
TLCOM TIDE AFRICA II FUND	TIDE AFRICA II LP	28.1	■ ■ ■ ■ ■ ■ ■ ■
IFAD - FOOD SECURITY LOAN	INTERNATIONAL FUND FOR AGRICULTURAL DEVELOPMENT	175.0	■ ■ ■ ■ ■ ■ ■ ■
PEMBANI REMGRO INFRASTRUCTURE FUND II	PEMBANI REMGRO INFRASTRUCTURE FUND II	68.4	■ ■ ■ ■ ■ ■ ■ ■
PEMBANI REMGRO INFRASTRUCTURE FUND II	PEMBANI REMGRO INFRASTRUCTURE FUND II	6.5	■ ■ ■ ■ ■ ■ ■ ■
SEEDSTARS AFRICA VENTURES 1	ACCEPTABLE CORPORATE(S)	18.1	■ ■ ■ ■ ■ ■ ■ ■
BLUEORCHARD INSURESILIENCE FUND II LCFP	INSURESILIENCE INVESTMENT FUND PRIVATE EQUITY II SCA SICAV-RAIF	2.0	■ ■ ■ ■ ■ ■ ■ ■
MIROVA GIGATON FUND LCFP	MIROVA GIGATON FUND SA SICAV-RAIF	5.0	■ ■ ■ ■ ■ ■ ■ ■
HELIOS CLEAR FUND SCSP	ACCEPTABLE CORPORATE(S)	48.1	■ ■ ■ ■ ■ ■ ■ ■
AMETHIS AFRICA FUND III	AMETHIS FUND III SCA SICAV-RAIF	25.0	■ ■ ■ ■ ■ ■ ■ ■
SEEDSTARS AFRICA VENTURES 1 BOOST AFRICA JUNIOR	PRIVATE ENTITY(IES)	9.1	■ ■ ■ ■ ■ ■ ■ ■

### REGIONAL - WEST AFRICA

98.5

GHANA VACCINES CONSORTIUM	DEK VACCINES LTD	5.0	■ ■ ■ ■ ■ ■ ■ ■
BOAD EQUITY INCREASE	BANQUE OUEST AFRICAINE DE DEVELOPPEMENT	28.5	■ ■ ■ ■ ■ ■ ■ ■
ABI YOUTH & GENDER LOAN FOR SMES AND MIDCAPS	ATLANTIC BUSINESS INTERNATIONAL SA	65.0	■ ■ ■ ■ ■ ■ ■ ■

### RWANDA

23.5

RWANDA COVID 19 HEALTH RESILIENCE	PUBLIC ENTITY(IES)	3.5	■ ■ ■ ■ ■ ■ ■ ■
BRD GREEN FINANCE FL I	DEVELOPMENT BANK OF RWANDA (BRD) PLC	20.0	■ ■ ■ ■ ■ ■ ■ ■

### SENEGAL

29.4

DAKAR PUBLIC TRANSPORT NETWORK RESTRUCTURING	REPUBLIQUE DU SENEGAL	19.6	■ ■ ■ ■ ■ ■ ■ ■
COFINA - GREEN AFRICAN AGRI VALUE CHAIN	COMPAGNIE FINANCIERE AFRICAINE SENEGAL SA	9.8	■ ■ ■ ■ ■ ■ ■ ■

### TANZANIA

270.0

TANZANIA GENDER & BLUE ECONOMY - CRDB BANK PLC	CRDB BANK PLC	90.0	■ ■ ■ ■ ■ ■ ■ ■
TANZANIA GENDER & BLUE ECONOMY - CRDB BANK PLC	CRDB BANK PLC	60.0	■ ■ ■ ■ ■ ■ ■ ■
TANZANIA GENDER AND BLUE ECONOMY FACILITY - KCB	KCB BANK TANZANIA LTD	20.0	■ ■ ■ ■ ■ ■ ■ ■
TANZANIA GENDER & BLUE ECONOMY - NMB BANK PLC	NMB BANK PLC	60.0	■ ■ ■ ■ ■ ■ ■ ■
TANZANIA GENDER & BLUE ECONOMY - NMB BANK PLC	NMB BANK PLC	40.0	■ ■ ■ ■ ■ ■ ■ ■

### UGANDA

89.5

UGANDA TELECOM TOWER EXPANSION	TOWERCO OF AFRICA UGANDA LTD, N/A	14.5	■ ■ ■ ■ ■ ■ ■ ■
CERUDEB UGANDA MICROLOAN	CENTENARY RURAL DEVELOPMENT BANK LTD	50.0	■ ■ ■ ■ ■ ■ ■ ■
ACP GENDER FINANCE FACILITY - HFB	HOUSING FINANCE BANK LTD	25.0	■ ■ ■ ■ ■ ■ ■ ■

### ZAMBIA

12.7

ZAMBIA AGRICULTURE - RSF FCB ZAMBIA	PRIVATE ENTITY(IES), FIRST CAPITAL BANK ZAMBIA LTD	2.7	■ ■ ■ ■ ■ ■ ■ ■
GREEN AFRICAN AGRI VALUE CHAIN - FCB ZAMBIA	FIRST CAPITAL BANK ZAMBIA LTD	10.0	■ ■ ■ ■ ■ ■ ■ ■

SC-R Sustainable cities and regions  
SE-NR Sustainable energy and natural resources

INNOV-D-HC Innovation, digital and human capital  
SME SME and mid-cap finance

CA-ES Climate action and environmental sustainability  
ESC Economic and social cohesion

## SOUTH AFRICA

€100.0 million

<b>SOUTH AFRICA</b>		<b>100.0</b>	
DBSA EGIP FACILITY	DEVELOPMENT BANK OF SOUTHERN AFRICA	100.0	

## ASIA (EXCL. CENTRAL ASIA)

€1 283.8 million

<b>BANGLADESH</b>		<b>350.0</b>	
BANGLADESH RENEWABLE ENERGY FACILITY	PEOPLE'S REPUBLIC OF BANGLADESH	350.0	

<b>INDIA</b>		<b>537.8</b>	
KANPUR METRO PROJECT	UTTAR PRADESH METRO RAIL CORPORATION LTD	300.0	
AGRA METRO RAIL PROJECT	UTTAR PRADESH METRO RAIL CORPORATION LTD	200.0	
AMICUS CAPITAL PARTNERS INDIA FUND II	ACCEPTABLE CORPORATE(S)	37.8	

<b>MONGOLIA</b>		<b>44.9</b>	
MONGOLIA DEVELOPMENT OF SECONDARY URBAN CENTRES	MONGOLIA	44.9	

<b>REGIONAL - ASIA</b>		<b>351.1</b>	
THE URBAN RESILIENCE FUND (TURF) B	THE URBAN RESILIENCE FUND B - INTERNATIONAL MUNICIPAL INVESTMENT FUND SCSP	0.6	
WATER ACCESS ACCELERATION FUND W2AF	WATER ACCESS ACCELERATION FUND SLP	5.0	
GLOBAL POLIO ERADICATION PROGRAMME	BILL & MELINDA GATES FOUNDATION	200.0	
SUNFUNDER GIGATON CLEAN ENERGY SME FUND	MIROVA GIGATON FUND SA SICAV-RAIF	10.5	
IFAD - FOOD SECURITY LOAN	INTERNATIONAL FUND FOR AGRICULTURAL DEVELOPMENT	133.0	
BLUEORCHARD INSUREILIENCE FUND II LCFP	INSUREILIENCE INVESTMENT FUND PRIVATE EQUITY II SCA SICAV-RAIF	2.0	

## CENTRAL ASIA

€76.9 million

<b>UZBEKISTAN</b>		<b>76.9</b>	
UZBEKISTAN SOLAR PV AUCTIONS	NUR SAMARKAND SOLAR PV FE LLC, N/A	18.3	
UZBEKISTAN SOLAR PV AUCTIONS	NUR SHERABAD SOLAR PV FE LLC, N/A	39.6	
UZBEKISTAN SOLAR PV AUCTIONS	NUR JIZZAKH SOLAR PV FE LLC, N/A	19.0	

## LATIN AMERICA

€968.6 million

<b>ARGENTINA</b>		<b>190.0</b>	
ARGENTINA - INTEGRATED WASTE MANAGEMENT FL	REPUBLICA ARGENTINA	40.0	
AR-PROVINCIAL AGRICULTURAL SERVICES PROGRAMME FL	REPUBLICA ARGENTINA	150.0	
<b>BRAZIL</b>		<b>147.6</b>	
CASAN BRAZIL WATER AND SANITATION FL	COMPANHIA CATARINENSE DE AGUAS E SANEAMENTO CASAN	100.0	
VINCI CLIMATE CHANGE FUND	SPECIAL PURPOSE ENTITY(IES)/FUND	47.6	

SC-R  
SE-NR  
INNOV-D-HC  
SME  
CA-ES  
ESC

## LATIN AMERICA (CONTINUED)

<b>COLOMBIA</b>		<b>45.3</b>	
BOGOTA SUSTAINABLE TRANSPORT FL	METRO DE BOGOTA SA	45.3	
<b>ECUADOR</b>		<b>112.5</b>	
ECUADOR-PERU POWER INTERCONNECTION	PUBLIC ENTITY(IES), N/A	112.5	
<b>REGIONAL - LATIN AMERICA</b>		<b>473.2</b>	
WATER ACCESS ACCELERATION FUND W2AF	WATER ACCESS ACCELERATION FUND SLP	1.0	
ENEL ENERGY EFFICIENCY & RENEWABLES FL (LATAM)	ENEL CHILE SA	181.5	
ENEL ENERGY EFFICIENCY & RENEWABLES FL (LATAM)	ELETROPAULO METROPOLITANA ELETRICIDADE DE SAO PAULO SA	90.7	
SUNFUNDER GIGATON CLEAN ENERGY SME FUND	MIROVA GIGATON FUND SA SICAV-RAIF	7.0	
COVID-19 VACCINE VOLUME ALLOCATION III	PUBLIC ENTITY(IES)	150.0	
IFAD - FOOD SECURITY LOAN	INTERNATIONAL FUND FOR AGRICULTURAL DEVELOPMENT	42.0	
BLUEORCHARD INSURESILIENCE FUND II LCFP	INSURESILIENCE INVESTMENT FUND PRIVATE EQUITY II SCA SICAV-RAIF	1.0	
<b>TOTAL</b>		<b>€8 597.8 million</b>	

SC-R Sustainable cities and regions  
SE-NR Sustainable energy and natural resources

INNOV-D-HC Innovation, digital and human capital  
SME SME and mid-cap finance

CA-ES Climate action and environmental sustainability  
ESC Economic and social cohesion

# STATISTICAL SUPPLEMENT

## SECTION I FINANCING PROVIDED WITHIN THE EUROPEAN UNION

---

(contracts signed)

<b>Table A</b>	BREAKDOWN BY COUNTRY AND OBJECTIVE (2023)	48
<b>Table B</b>	BREAKDOWN BY COUNTRY AND SECTOR (2023)	49
<b>Table C</b>	BREAKDOWN BY COUNTRY AND SECTOR (2019-2023)	50
<b>Table D</b>	DETAILED BREAKDOWN BY SECTOR (2023 AND 2019-2023)	51

## SECTION II FINANCING PROVIDED OUTSIDE THE EUROPEAN UNION

---

(contracts signed)

<b>Table E</b>	LENDING FACILITIES AND MANDATES IN THE INVESTMENT PHASE OUTSIDE THE EUROPEAN UNION (AS AT 31 DECEMBER 2023)	53
<b>Table F</b>	BREAKDOWN BY COUNTRY AND SECTOR (2023)	54
<b>Table G</b>	BREAKDOWN BY COUNTRY AND SECTOR (2019-2023)	55

NB: As rounded figures are used in the following tables, it is possible that the totals do not correspond to the sum of the individual amounts.

## SECTION I

## FINANCING PROVIDED WITHIN THE EUROPEAN UNION

**Table A** BREAKDOWN BY COUNTRY AND OBJECTIVE (2023)<sup>(1)</sup>  
Own resources

(€ million)

Country	Amount signed (own resources)	Sustainable cities and regions		Sustainable energy and natural resources			Innovation, digital and human capital			SME and mid-cap finance	Climate action and environmental sustainability <sup>(2)</sup>	Economic and social cohesion <sup>(2)</sup>
		Integrated territorial development	Transport	Energy	Natural resource use, management and protection	Water, wastewater and waste management	Education and training	Health	Research, innovation and digital			
Austria	1 181	245	205	300	4	56	-	-	282	89	742	82
Belgium	2 145	-	575	388	-	765	-	-	257	160	1 684	447
Bulgaria	539	10	27	6	20	-	1	12	-	463	110	511
Croatia	399	124	-	15	-	-	-	-	-	260	81	399
Cyprus	230	36	9	14	14	110	22	1	17	5	156	230
Czech Republic	1 687	-	1 009	180	-	-	-	-	63	436	1 278	1 251
Denmark	1 070	-	-	543	19	-	-	-	236	272	701	102
Estonia	540	90	45	188	11	9	45	8	72	73	273	536
Finland	616	-	-	251	-	9	110	-	246	-	369	325
France	10 648	683	2 440	2 040	-	175	984	37	2 921	1 370	6 876	5 675
Germany	7 295	606	2 787	903	-	400	87	44	2 137	333	5 267	894
Greece	1 981	268	70	262	66	168	138	36	160	814	482	1 864
Hungary	447	64	-	198	34	-	-	-	-	151	275	367
Ireland	991	-	-	696	-	-	250	-	45	-	791	67
Italy	10 966	164	2 517	2 381	220	1 276	206	97	1 671	2 433	6 768	4 164
Latvia	77	-	-	-	-	-	-	-	52	25	5	75
Lithuania	406	79	53	67	13	37	43	25	43	47	154	344
Luxembourg	34	-	-	-	-	-	-	-	16	18	10	0
Malta	30	-	12	3	-	-	-	-	-	15	30	30
Netherlands	2 137	-	9	500	118	100	-	280	98	1 032	1 214	153
Poland	4 727	971	1 332	1 604	82	-	28	94	198	418	2 562	4 263
Portugal	1 831	95	93	301	115	104	83	30	49	961	672	1 180
Regional - EU countries	792	-	50	279	-	-	-	40	308	115	426	121
Romania	1 868	8	830	208	82	11	-	8	13	709	525	1 683
Slovakia	254	40	11	45	-	-	-	-	-	159	90	221
Slovenia	292	-	250	42	-	-	-	-	-	-	292	20
Spain	10 522	163	2 282	3 696	116	15	323	632	806	2 490	6 351	4 856
Sweden	2 462	72	155	10	142	62	-	-	2 020	-	2 018	30
<b>TOTAL</b>	<b>66 166</b>	<b>3 716</b>	<b>14 759</b>	<b>15 117</b>	<b>1 055</b>	<b>3 298</b>	<b>2 319</b>	<b>1 342</b>	<b>11 686</b>	<b>12 849</b>	<b>40 204</b>	<b>29 888</b>

(1) As certain financing operations meet several objectives, the totals for the various headings cannot be meaningfully added together.

(2) Cross-cutting indicator.

**Table B** BREAKDOWN BY COUNTRY AND SECTOR (2023)

(€ million)

Country	Total	Investment loans or framework loans	Infrastructure				Industry, services, agriculture	Education	Health	Credit lines
			Energy	Transport, telecommunications	Water, sewerage, solid waste	Urban development, composite infrastructure				
Austria	1 181	1 042	177	200	50	310	306	-	-	139
Belgium	2 145	1 985	388	575	765	-	257	-	-	160
Bulgaria	539	111	6	32	-	-	60	-	13	428
Croatia	399	79	-	-	-	49	30	-	-	320
Cyprus	230	230	13	17	114	27	27	20	12	0
Czech Republic	1 687	1 227	104	985	-	-	139	-	-	460
Denmark	1 070	780	525	-	-	-	255	-	-	290
Estonia	540	480	183	66	6	51	84	30	60	60
Finland	616	616	-	-	-	-	506	110	-	0
France	10 648	7 788	1 402	3 504	100	100	1 793	890	-	2 860
Germany	7 295	6 690	682	2 962	400	580	1 985	81	-	605
Greece	2 241	1 441	521	106	54	387	180	132	61	800
Hungary	447	299	16	-	4	24	255	-	-	149
Ireland	991	991	470	-	-	-	271	250	-	0
Italy	11 084	7 954	2 280	2 977	1 215	399	877	206	-	3 130
Latvia	77	52	-	50	-	-	2	-	-	25
Lithuania	406	376	51	62	37	50	103	35	38	30
Luxembourg	34	16	-	-	-	-	16	-	-	18
Malta	30	0	-	-	-	-	-	-	-	30
Netherlands	2 137	1 105	500	18	100	-	207	-	280	1 032
Poland	4 727	4 273	1 258	1 362	-	453	1 110	56	34	453
Portugal	1 831	782	209	112	30	108	213	80	30	1 049
Regional - EU countries	792	723	273	50	-	-	400	-	-	69
Romania	1 868	1 164	119	820	87	51	88	-	-	704
Slovakia	254	64	17	-	-	20	28	-	-	190
Slovenia	292	292	42	250	-	-	-	-	-	0
Spain	10 522	7 935	3 307	2 372	44	443	783	314	671	2 587
Sweden	2 462	2 462	10	155	62	72	2 162	-	-	0
<b>TOTAL</b>	<b>66 544</b>	<b>50 956</b>	<b>12 553</b>	<b>16 674</b>	<b>3 068</b>	<b>3 123</b>	<b>12 136</b>	<b>2 204</b>	<b>1 198</b>	<b>15 588</b>

**Table C** BREAKDOWN BY COUNTRY AND SECTOR (2019-2023)

(€ million)

Country	Total	Investment loans or framework loans	Infrastructure				Industry, services, agriculture	Education	Health	Credit lines
			Energy	Transport, telecommunications	Water, sewerage, solid waste	Urban development, composite infrastructure				
Austria	7 104	4 824	863	885	89	1 115	1 682	90	100	2 280
Belgium	9 980	8 810	1 512	2 415	1 670	337	1 653	628	595	1 170
Bulgaria	1 540	795	120	387	0	65	210	0	13	746
Croatia	1 320	215	63	0	0	49	53	0	50	1 105
Cyprus	1 189	825	267	159	122	184	58	22	13	364
Czech Republic	6 948	4 763	2 047	1 832	300	207	186	40	160	2 185
Denmark	3 976	3 335	525	912	0	0	1 898	0	0	641
Estonia	1 475	1 247	370	250	6	189	247	90	95	228
Finland	5 479	4 575	267	296	150	248	2 100	887	627	903
France	44 479	33 807	7 160	11 564	1 419	1 893	8 552	2 425	795	10 671
Germany	28 907	25 122	2 406	8 534	1 389	2 042	9 261	680	800	3 786
Greece	11 599	6 492	2 504	1 500	259	783	1 094	202	150	5 107
Hungary	3 586	2 965	531	604	4	173	968	378	309	621
Ireland	4 494	3 724	1 059	537	0	521	548	949	110	770
Italy	50 605	30 737	7 151	8 233	2 943	2 168	6 533	1 542	2 167	19 868
Latvia	745	435	41	111	60	70	113	20	20	310
Lithuania	1 843	1 545	394	269	87	417	163	177	38	298
Luxembourg	624	587	0	516	9	0	62	0	0	36
Malta	151	48	0	48	0	0	0	0	0	103
Netherlands	10 035	6 898	2 012	1 427	921	375	823	18	1 323	3 137
Poland	24 341	20 513	3 188	8 430	503	2 040	5 952	264	135	3 828
Portugal	7 111	3 243	1 164	230	398	787	310	104	250	3 868
Regional - EU countries	4 485	2 478	785	244	25	19	1 395	0	10	2 007
Romania	4 908	3 215	429	870	126	125	443	89	1 134	1 694
Slovakia	899	244	17	67	0	39	121	0	0	655
Slovenia	819	589	107	440	0	0	42	0	0	230
Spain	43 723	26 360	9 325	8 457	286	1 245	4 241	448	2 359	17 363
Sweden	9 727	9 177	100	1 084	159	956	6 278	295	305	550
<b>TOTAL</b>	<b>292 088</b>	<b>207 566</b>	<b>44 404</b>	<b>60 301</b>	<b>10 926</b>	<b>16 046</b>	<b>54 986</b>	<b>9 346</b>	<b>11 558</b>	<b>84 522</b>



**Table D** DETAILED BREAKDOWN BY SECTOR (2023 AND 2019-2023)

(€ million)

	2023		2019-2023	
	Amount	% of total	Amount	% of total
<b>Energy and infrastructure</b>	<b>35 418</b>	<b>53.2</b>	<b>131 676</b>	<b>45.1</b>
<b>Energy</b>	<b>12 553</b>	<b>18.9</b>	<b>44 404</b>	<b>15.2</b>
<b>Production</b>	<b>7 330</b>	<b>11.0</b>	<b>24 292</b>	<b>8.3</b>
Electricity generation	6 229	9.4	20 073	6.9
Energy	816	1.2	3 659	1.3
Heat production	284	0.4	411	0.1
Crude petroleum and natural gas production	-	-	150	0.1
<b>Transport and distribution</b>	<b>5 223</b>	<b>7.8</b>	<b>20 112</b>	<b>6.9</b>
Power transmission and distribution	4 898	7.4	18 487	6.3
Oil and natural gas transmission and distribution	-	-	934	0.3
Heat transmission and distribution	325	0.5	691	0.2
<b>Transport</b>	<b>14 688</b>	<b>22.1</b>	<b>51 147</b>	<b>17.5</b>
Railways	7 068	10.6	22 922	7.8
Urban transport	4 091	6.1	13 945	4.8
Roads, motorways	2 450	3.7	8 385	2.9
Air transport	670	1.0	2 433	0.8
Sea transport	194	0.3	1 549	0.5
Transport	208	0.3	1 362	0.5
Other forms of transport	6	0.0	302	0.1
Space transport	-	-	237	0.1
Transport infrastructure	-	-	11	0.0
<b>Telecommunications</b>	<b>1 986</b>	<b>3.0</b>	<b>9 154</b>	<b>3.1</b>
Mobile communications networks	1 525	2.3	4 160	1.4
PSTN; transmission and broadcasting networks	325	0.5	3 262	1.1
Telecommunications	136	0.2	1 143	0.4
Satellites and ground stations	-	-	588	0.2
<b>Water, sewerage</b>	<b>2 858</b>	<b>4.3</b>	<b>9 629</b>	<b>3.3</b>
Water collection, treatment and supply	1 328	2.0	5 656	1.9
Sewerage	1 526	2.3	3 960	1.4
Irrigation	4	0.0	14	0.0
<b>Solid waste</b>	<b>211</b>	<b>0.3</b>	<b>1 296</b>	<b>0.4</b>
Waste treatment and disposal	16	0.0	715	0.2
Waste collection and recycling	195	0.3	581	0.2
<b>Urban development</b>	<b>2 757</b>	<b>4.1</b>	<b>14 790</b>	<b>5.1</b>
Urban development	2 757	4.1	14 790	5.1
<b>Composite infrastructure</b>	<b>367</b>	<b>0.6</b>	<b>1 256</b>	<b>0.4</b>
Composite infrastructure	367	0.6	1 256	0.4

## SECTION I

## FINANCING PROVIDED WITHIN THE EUROPEAN UNION

**Table D** DETAILED BREAKDOWN BY SECTOR (2023 AND 2019-2023) (continued)

(€ million)

	2023		2019-2023	
	Amount	% of total	Amount	% of total
<b>Industry, services, education, health and agriculture</b>	<b>15 538</b>	<b>23.4</b>	<b>75 890</b>	<b>26.0</b>
<b>Industry</b>	<b>8 908</b>	<b>13.4</b>	<b>36 460</b>	<b>12.5</b>
Manufacture of electrical and electronic equipment	3 690	5.6	9 950	3.4
Manufacture of transport equipment	1 412	2.1	6 215	2.1
Manufacture of chemicals and chemical products	910	1.4	4 891	1.7
Manufacture of machinery and equipment	1 152	1.7	4 244	1.5
Civil engineering	609	0.9	3 948	1.4
Manufacture of basic metals and fabricated metal products	414	0.6	2 688	0.9
Manufacture of pulp, paper; publishing and printing	331	0.5	1 538	0.5
Manufacture of food and agricultural products	200	0.3	1 198	0.4
Other manufacturing	89	0.1	1 077	0.4
Manufacture of other non-metallic mineral products	100	0.2	379	0.1
Manufacture of rubber and products and plastics	-	-	250	0.1
Manufacture of textiles	-	-	31	0.0
Manufacture of wood and wood products	39	0.1	104	0.0
<b>Services</b>	<b>2 782</b>	<b>4.2</b>	<b>16 516</b>	<b>5.7</b>
Business activities	1 115	1.7	6 332	2.2
Research and development	255	0.4	4 588	1.6
Public administration	739	1.1	2 796	1.0
Commerce	419	0.6	1 459	0.5
Financial industry	250	0.4	1 217	0.4
Hotel, restaurants	-	-	93	0.0
Public, social and personnel services	4	0.0	32	0.0
<b>Agriculture, fisheries, forestry</b>	<b>446</b>	<b>0.7</b>	<b>2 010</b>	<b>0.7</b>
Agriculture	366	0.5	1 771	0.6
Forestry	52	0.1	161	0.1
Aquaculture	28	0.0	78	0.0
<b>Education</b>	<b>2 204</b>	<b>3.3</b>	<b>9 346</b>	<b>3.2</b>
Education and training	403	0.6	3 301	1.1
Secondary education	998	1.5	3 107	1.1
Tertiary education	650	1.0	1 874	0.6
Primary education	34	0.1	699	0.2
Pre-primary education	-	-	222	0.1
Vocational education and technical training	119	0.2	143	0.0
<b>Health</b>	<b>1 198</b>	<b>1.8</b>	<b>11 558</b>	<b>4.0</b>
Health and social work activities	1 198	1.8	11 558	4.0
<b>Total individual loans / framework loans</b>	<b>50 956</b>	<b>76.6</b>	<b>207 566</b>	<b>71.1</b>
<b>Total credit lines</b>	<b>15 588</b>	<b>23.4</b>	<b>84 522</b>	<b>28.9</b>
<b>Total</b>	<b>66 544</b>	<b>100.0</b>	<b>292 088</b>	<b>100.0</b>

**Table E** LENDING FACILITIES AND MANDATES IN THE INVESTMENT PHASE OUTSIDE THE EUROPEAN UNION (AS AT 31 DECEMBER 2023)

Lending facilities and mandates	Period of validity	Financial envelope € million
<b>1.1 With Member States' or European Union Guarantee</b>		
<b>1.1.1 With Member States' Guarantee</b>		
ACP <sup>(1)</sup> (Cotonou Partnership Agreement)	2014-2021	2 500
OCT <sup>(2)</sup> (Council Decision)	2014-2021	100
<b>1.1.2 With European Union Guarantee (Council Decision)</b>		
Pre-accession countries <sup>(3)</sup> and beneficiaries	2014-2020	5 272
Neighbourhood and Partnership countries	2014-2020	<b>21 958</b>
– Southern Neighbourhood <sup>(4)</sup>		13 927
– Eastern Neighbourhood <sup>(5)</sup>		8 031
Asia and Latin America <sup>(6)</sup>	2014-2020	<b>4 643</b>
– Asia		1 315
– Central Asia		349
– Latin America		2 979
South Africa	2014-2020	427
<b>1.1.3 With ACP Investment Facility Guarantee</b>		
Cotonou Infrastructure Package ACP <sup>(1)</sup> / OCT <sup>(2)</sup>	2018-2021	1 500
<b>1.2 EIB own risk facilities</b>		
Pre-Accession Facility	up to 2021	31 750
EFTA Facility <sup>(7)</sup>	up to 2021	5 100
Neighbourhood Finance Facility <sup>(8)</sup>	2014-2021	2 550
Climate Action and Environment Facility <sup>(9)</sup>	2014-2021	5 650
Strategic Projects Facility	2014-2021	1 250
<b>2 Third-party resources lending</b>		
ACP Investment Facility (Cotonou Agreement)	2003-2021	Revolving
OCT Risk Capital (Council Decision)	2003-2021	Revolving
IFE-IF ACP Cotonou III	2014-2021	800

**The eligible countries and regions include:****(1) African, Caribbean and Pacific (ACP) countries**

**Africa:** Angola, Benin, Botswana, Burkina Faso, Burundi, Cameroon, Cabo Verde, Central African Republic, Chad, Comoros, Congo (Brazzaville), Congo (Kinshasa), Côte d'Ivoire, Djibouti, Eritrea, Eswatini, Ethiopia, Gabon, Ghana, Guinea, Guinea Bissau, Kenya, Lesotho, Liberia, Madagascar, Malawi, Mali, Mauritania, Mauritius, Mozambique, Namibia, Niger, Nigeria, Rwanda, São Tomé and Príncipe, Senegal, Seychelles, Sierra Leone, Tanzania, The Gambia, Togo, Uganda, Zambia, Zimbabwe.

**Caribbean:** Antigua and Barbuda, Bahamas, Barbados, Belize, Dominica, Dominican Republic, Grenada, Guyana, Haiti, Jamaica, Saint Kitts and Nevis, Saint Lucia, Saint Vincent and the Grenadines, Suriname, Trinidad and Tobago.

**Pacific:** Cook Islands, Timor-Leste, Fiji, Kiribati, Marshall Islands, Micronesia, Nauru, Niue, Palau, Papua New Guinea, Samoa, Solomon Islands, Tonga, Tuvalu, Vanuatu.

**(2) Overseas countries and territories (OCTs)**

Anguilla, Aruba, Bermuda, Bonaire, British Antarctic Territory, British Indian Ocean Territory, British Virgin Islands, Cayman Islands, Curaçao, Falkland Islands, French Polynesia, French Southern and Antarctic Lands, Greenland, Montserrat, New Caledonia and dependencies, Pitcairn Islands, Saba, Saint Barthélemy, Sint Eustatius, Sint Maarten, South Georgia and the South Sandwich Islands, Saint Helena, Saint Pierre and Miquelon, Turks and Caicos Islands, Wallis and Futuna.

**(3) Pre-accession countries and beneficiaries**

Albania, North Macedonia, Montenegro, Serbia, Türkiye, Bosnia and Herzegovina, Kosovo under United Nations Security Council Resolution 1244 (1999).

**(4) Southern Neighbourhood:** Algeria, Egypt, Palestine, Jordan, Lebanon, Libya, Morocco, Tunisia.**(5) Eastern Neighbourhood:** Belarus, Moldova, Ukraine, South Caucasus (Armenia, Azerbaijan, Georgia).

**(6) Asia:** Bangladesh, Bhutan, Cambodia, China (including Hong Kong and Macao Special Administrative Regions), India, Indonesia, Iran, Iraq, Laos, Malaysia, Maldives, Mongolia, Myanmar/Burma, Nepal, Pakistan, Philippines, Sri Lanka, Thailand, Vietnam, Yemen.

**Central Asia:** Kazakhstan, Kyrgyzstan, Tajikistan, Turkmenistan, Uzbekistan.

**Latin America:** Argentina, Bolivia, Brazil, Colombia, Costa Rica, Ecuador, El Salvador, Guatemala, Honduras, Mexico, Nicaragua, Panama, Paraguay, Peru, Uruguay, Venezuela.

**(7) EFTA countries:** Iceland, Liechtenstein, Norway, Switzerland.

**(8)** Eligible regions include Southern Neighbourhood countries and Eastern Neighbourhood countries (see above for exhaustive lists).

**(9)** Eligible regions include African, Caribbean and Pacific countries and overseas countries and territories, Asia including Central Asia, Latin America and South Africa.

**Financial envelope of the EIB external mandate**

**(10)** The maximum ceiling for EIB financing under the EU guarantee comprises a general mandate of €32.3 billion (broken down into regional ceilings indicated in the table). This amount was increased from the original €27 billion after the entry into force of the revised External Lending Mandate Decision in October 2018.

EIB own risk facilities were also amended in line with the revised External Lending Mandate Decision.

**Risk capital, technical assistance, investment grants, guarantee instruments and interest subsidies**

EIB lending beyond the European Union is complemented by risk capital, blending and advisory activities which, depending on the initiative, partnership or mechanism, are funded by the EU budget, European Development Fund, direct contributions from EU Member States or other donor countries, the European Commission or EIB own resources.

SECTION II FINANCING PROVIDED OUTSIDE THE EUROPEAN UNION

**Table F** BREAKDOWN BY COUNTRY AND SECTOR (2023)

(€ million)

	Resources			Sectors					
	Total	Own	Third party	Energy	Communi-cations	Water, sewerage, solid waste, urban development	Industry, services*, agriculture	Education, health	Credit lines
<b>EFTA</b>	<b>160.6</b>	<b>160.6</b>	-	<b>60.0</b>	-	-	<b>100.6</b>	-	-
Iceland	60.0	60.0	-	60.0	-	-	-	-	-
Norway	16.5	16.5	-	-	-	-	16.5	-	-
Switzerland	84.1	84.1	-	-	-	-	84.1	-	-
<b>Candidate countries</b>	<b>1 798.7</b>	<b>1 242.5</b>	<b>556.3</b>	<b>64.3</b>	<b>791.2</b>	<b>476.3</b>	<b>27.0</b>	<b>115.0</b>	<b>325.0</b>
Bosnia and Herzegovina	152.5	146.0	6.5	36.0	35.0	6.5	-	75.0	-
Moldova	119.5	119.5	-	28.3	41.2	-	-	-	50.0
North Macedonia	493.9	275.0	218.9	-	324.2	69.8	-	-	100.0
Serbia	549.1	300.0	249.1	-	334.1	-	-	40.0	175.0
Türkiye	400.0	400.0	-	-	-	400.0	-	-	-
Ukraine	83.7	2.0	81.7	-	56.7	-	27.0	-	-
<b>Potential candidate countries</b>	<b>120.0</b>	<b>120.0</b>	-	-	-	-	-	-	<b>120.0</b>
Georgia	120.0	120.0	-	-	-	-	-	-	120.0
<b>Eastern Europe, South Caucasus</b>	<b>25.0</b>	<b>25.0</b>	-	-	-	-	<b>25.0</b>	-	-
Armenia	25.0	25.0	-	-	-	-	25.0	-	-
<b>Mediterranean countries</b>	<b>1 687.3</b>	<b>1 573.0</b>	<b>114.3</b>	<b>45.0</b>	<b>290.0</b>	<b>415.0</b>	<b>250.0</b>	<b>40.0</b>	<b>647.3</b>
Egypt	205.0	205.0	-	-	-	-	135.0	-	70.0
Israel	650.0	650.0	-	-	250.0	150.0	-	-	250.0
Jordan	357.3	286.0	71.3	-	-	150.0	-	-	207.3
Morocco	320.0	320.0	-	-	-	115.0	100.0	-	105.0
Palestine**	3.0	-	3.0	-	-	-	-	-	3.0
Regional - Mediterranean	27.0	27.0	-	-	-	-	15.0	-	12.0
Regional - North Africa	40.0	-	40.0	-	40.0	-	-	-	-
Tunisia	85.0	85.0	-	45.0	-	-	-	40.0	-
<b>ACP countries</b>	<b>2 376.7</b>	<b>2 168.4</b>	<b>208.4</b>	<b>260.3</b>	<b>196.8</b>	<b>249.1</b>	<b>462.5</b>	<b>666.0</b>	<b>542.1</b>
Benin	132.0	132.0	-	-	-	132.0	-	-	-
Cabo Verde	120.0	120.0	-	120.0	-	-	-	-	-
Cameroon	15.6	-	15.6	15.6	-	-	-	-	-
Congo	10.3	-	10.3	-	-	-	10.3	-	-
Côte d'Ivoire	16.1	16.1	-	-	-	-	-	-	16.1
Djibouti	79.2	79.2	-	-	-	79.2	-	-	-
Madagascar	20.0	-	20.0	-	-	-	20.0	-	-
Mauritania	23.2	20.0	3.2	-	-	-	-	-	23.2
Mozambique	10.0	10.0	-	-	-	-	-	-	10.0
Nigeria	218.1	200.0	18.1	18.1	109.5	-	40.5	-	50.0
Regional - Africa	1 208.7	1 141.3	67.4	100.0	50.6	27.1	358.2	662.5	10.4
Regional - West Africa	98.5	65.0	33.5	-	-	-	33.5	-	65.0
Rwanda	23.5	20.0	3.5	6.6	2.6	10.8	-	3.5	-
Senegal	29.4	9.8	19.6	-	19.6	-	-	-	9.8
Tanzania	270.0	270.0	-	-	-	-	-	-	270.0
Uganda	89.5	75.0	14.5	-	14.5	-	-	-	75.0
Zambia	12.7	10.0	2.7	-	-	-	-	-	12.7
<b>South Africa</b>	<b>100.0</b>	<b>100.0</b>	-	<b>100.0</b>	-	-	-	-	-
South Africa	100.0	100.0	-	100.0	-	-	-	-	-
<b>Asia (excl. Central Asia)</b>	<b>1 283.8</b>	<b>1 276.8</b>	<b>7.0</b>	<b>360.5</b>	<b>500.0</b>	<b>50.3</b>	<b>173.0</b>	<b>200.0</b>	-
Bangladesh	350.0	350.0	-	350.0	-	-	-	-	-
India	537.8	537.8	-	-	500.0	-	37.8	-	-
Mongolia	44.9	44.9	-	-	-	44.9	-	-	-
Regional - Asia	351.1	344.1	7.0	10.5	-	5.4	135.2	200.0	-
<b>Central Asia</b>	<b>76.9</b>	<b>76.9</b>	-	<b>76.9</b>	-	-	-	-	-
Uzbekistan	76.9	76.9	-	76.9	-	-	-	-	-
<b>Latin America</b>	<b>968.6</b>	<b>966.6</b>	<b>2.0</b>	<b>426.4</b>	<b>45.3</b>	<b>243.9</b>	<b>88.0</b>	<b>150.0</b>	<b>15.0</b>
Argentina	190.0	190.0	-	-	-	130.0	45.0	-	15.0
Brazil	147.6	147.6	-	34.8	-	112.9	-	-	-
Colombia	45.3	45.3	-	-	45.3	-	-	-	-
Ecuador	112.5	112.5	-	112.5	-	-	-	-	-
Regional - Latin America	473.2	471.2	2.0	279.2	-	1.0	43.0	150.0	-
<b>Total</b>	<b>8 597.8</b>	<b>7 709.8</b>	<b>888.0</b>	<b>1 393.4</b>	<b>1 823.3</b>	<b>1 434.5</b>	<b>1 126.1</b>	<b>1 171.0</b>	<b>1 649.4</b>

\* Includes financial services (equity investments in fund agency agreements).

\*\* This designation shall not be construed as recognition of a State of Palestine and is without prejudice to the individual positions of the Member States on this issue.

## SECTION II

## FINANCING PROVIDED OUTSIDE THE EUROPEAN UNION

**Table G** BREAKDOWN BY COUNTRY AND SECTOR (2019-2023)

(€ million)

	Resources			Sectors					
	Total	Own	Third party	Energy	Communi-cations	Water, sewerage, solid waste, urban development	Industry, services*, agriculture	Education, health	Credit lines
<b>EFTA</b>	<b>468.9</b>	<b>468.9</b>	-	<b>190.0</b>	-	-	<b>188.9</b>	-	<b>90.0</b>
Iceland	128.3	128.3	-	60.0	-	-	68.3	-	-
Norway	236.5	236.5	-	130.0	-	-	16.5	-	90.0
Switzerland	104.1	104.1	-	-	-	-	104.1	-	-
<b>Candidate countries</b>	<b>7 482.4</b>	<b>6 715.1</b>	<b>767.3</b>	<b>188.2</b>	<b>3 626.3</b>	<b>1 525.6</b>	<b>369.3</b>	<b>261.0</b>	<b>1 512.0</b>
Albania	105.4	103.0	2.4	-	-	90.4	-	-	15.0
Bosnia and Herzegovina	914.4	870.0	44.4	36.0	590.8	57.6	-	75.0	155.0
Moldova	480.9	468.5	12.4	28.3	315.2	25.0	42.4	-	70.0
Montenegro	311.3	308.2	3.1	-	40.2	3.1	-	18.0	250.0
North Macedonia	778.3	536.9	241.4	41.3	324.2	197.8	-	-	215.0
Serbia	2 059.8	1 758.1	301.7	25.0	1 135.8	107.0	-	110.0	682.0
Türkiye	546.9	480.0	66.9	-	-	466.9	50.0	-	30.0
Ukraine	2 285.5	2 190.5	95.0	57.6	1 220.1	577.8	276.9	58.0	95.0
<b>Potential candidate countries</b>	<b>716.4</b>	<b>716.4</b>	-	-	<b>322.0</b>	<b>50.8</b>	-	-	<b>343.6</b>
Georgia	607.6	607.6	-	-	284.0	20.0	-	-	303.6
Kosovo**	108.8	108.8	-	-	38.0	30.8	-	-	40.0
<b>Eastern Europe, South Caucasus</b>	<b>515.3</b>	<b>511.0</b>	<b>4.3</b>	<b>87.6</b>	<b>114.3</b>	<b>93.4</b>	<b>25.0</b>	-	<b>195.0</b>
Armenia	99.3	95.0	4.3	-	4.3	-	25.0	-	70.0
Belarus	391.0	391.0	-	62.6	110.0	93.4	-	-	125.0
Regional - Eastern Europe, South Caucasus	25.0	25.0	-	25.0	-	-	-	-	-
<b>Mediterranean countries</b>	<b>11 845.2</b>	<b>11 592.3</b>	<b>252.9</b>	<b>406.9</b>	<b>2 738.6</b>	<b>1 668.8</b>	<b>733.2</b>	<b>505.0</b>	<b>5 792.7</b>
Egypt	5 450.2	5 403.2	47.0	78.7	1 849.0	283.1	135.0	-	3 104.5
Israel	1 333.5	1 333.5	-	-	250.0	300.0	33.5	-	750.0
Jordan	1 566.3	1 468.2	98.1	45.0	-	759.4	-	48.5	713.4
Lebanon	387.5	369.2	18.3	27.4	151.1	92.3	22.1	-	94.5
Morocco	1 900.5	1 878.5	22.0	129.0	365.0	190.0	179.0	316.5	721.0
Palestine***	365.8	346.8	19.0	15.9	-	-	-	-	349.9
Regional - Mediterranean	346.6	346.6	-	-	-	-	204.6	100.0	42.0
Regional - North Africa	78.5	38.5	40.0	-	78.5	-	-	-	-
Tunisia	416.3	407.8	8.5	110.8	45.0	44.0	159.0	40.0	17.5
<b>ACP countries</b>	<b>10 734.8</b>	<b>7 223.7</b>	<b>3 511.1</b>	<b>1 295.0</b>	<b>1 177.0</b>	<b>1 279.7</b>	<b>1 882.8</b>	<b>2 629.1</b>	<b>2 471.3</b>
Angola	54.5	50.0	4.5	-	-	-	-	54.5	-
Barbados	59.8	59.8	-	-	-	9.8	-	50.0	-
Benin	383.9	373.9	10.0	10.0	-	283.9	60.0	30.0	-
Burkina Faso	30.0	30.0	-	-	-	15.0	15.0	-	-
Cabo Verde	142.0	142.0	-	120.5	21.5	-	-	-	-
Cameroon	192.1	117.4	74.7	15.6	123.1	-	11.4	-	42.0
Chad	200.5	156.2	44.3	-	175.5	-	15.0	-	10.0
Congo	51.3	26.0	25.3	-	-	-	36.3	-	15.0
Côte d'Ivoire	41.2	16.1	25.1	-	-	-	25.1	-	16.1
Democratic Republic of the Congo	10.3	-	10.3	-	10.3	-	-	-	-
Djibouti	79.2	79.2	-	-	-	79.2	-	-	-
Dominican Republic	82.3	54.6	27.7	-	33.3	22.2	-	-	26.7
Eswatini	10.0	-	10.0	-	-	-	-	-	10.0
Ghana	265.0	257.5	7.5	12.5	-	-	-	82.5	170.0
Guinea	214.4	187.0	27.4	214.4	-	-	-	-	-
Kenya	136.0	35.0	101.0	-	-	71.0	15.0	-	50.0
Lesotho	116.1	82.0	34.1	-	-	116.1	-	-	-
Liberia	20.0	20.0	-	-	20.0	-	-	-	-
Madagascar	172.5	116.3	56.2	91.3	-	61.2	20.0	-	-
Malawi	218.9	141.8	77.1	3.6	134.0	46.3	-	-	35.0
Mali	45.0	45.0	-	45.0	-	-	-	-	-
Mauritania	48.2	45.0	3.2	-	25.0	-	-	-	23.2
Mauritius	33.3	-	33.3	-	-	-	33.3	-	-
Mozambique	115.4	110.0	5.4	5.4	-	100.0	-	-	10.0

\* Includes financial services (equity investments in fund agency agreements).

\*\* This designation is without prejudice to positions on status and is in line with UNSCR 1244(1999) and the ICJ Opinion on the Kosovo declaration of independence.

\*\*\* This designation shall not be construed as recognition of a State of Palestine and is without prejudice to the individual positions of the Member States on this issue.

## SECTION II

## FINANCING PROVIDED OUTSIDE THE EUROPEAN UNION

**Table G** BREAKDOWN BY COUNTRY AND SECTOR (2019-2023)

(€ million)

	Resources			Sectors					
	Total	Own	Third party	Energy	Communi-cations	Water, sewerage, solid waste, urban development	Industry, services*, agriculture	Education, health	Credit lines
<b>ACP countries (continued)</b>									
Niger	192.4	131.4	61.0	61.0	-	105.0	11.4	15.0	-
Nigeria	817.0	375.0	442.0	18.1	209.5	175.0	304.4	-	110.0
Regional - ACP	971.5	431.9	539.6	37.0	-	-	54.8	500.6	379.1
Regional - Africa	3 934.4	3 044.5	889.8	359.3	121.5	45.3	1 036.0	1 857.5	514.8
Regional - Caribbean	33.3	-	33.3	-	-	-	33.3	-	-
Regional - Central Africa	102.8	12.5	90.3	12.5	-	-	-	-	90.3
Regional - East Africa	312.2	-	312.2	9.1	-	-	8.1	-	295.0
Regional - Indian Ocean	32.9	-	32.9	-	-	-	-	-	32.9
Regional - Southern Africa	134.0	53.7	80.3	53.7	14.8	-	3.5	-	62.1
Regional - West Africa	288.1	98.0	190.1	51.2	-	-	99.2	-	137.8
Rwanda	145.5	142.0	3.5	106.6	2.6	10.8	-	25.5	-
Saint Lucia	18.5	13.5	5.0	-	-	-	-	13.5	5.0
São Tomé and Príncipe	26.5	20.9	5.6	-	12.5	14.0	-	-	-
Senegal	418.8	381.2	37.7	12.5	186.5	120.1	90.0	-	9.8
Seychelles	10.0	-	10.0	-	-	-	-	-	10.0
Tanzania	270.0	270.0	-	-	-	-	-	-	270.0
The Gambia	44.9	8.0	36.9	44.9	-	-	-	-	-
Togo	11.4	11.4	-	-	-	-	11.4	-	-
Uganda	100.1	75.0	25.1	10.6	14.5	-	-	-	75.0
Zambia	108.9	10.0	98.9	-	72.5	4.8	-	-	31.7
Zimbabwe	40.0	-	40.0	-	-	-	-	-	40.0
<b>Overseas countries and territories</b>	<b>104.0</b>	<b>80.0</b>	<b>24.0</b>	-	<b>44.2</b>	-	-	-	<b>59.8</b>
New Caledonia	59.8	35.8	24.0	-	-	-	-	-	59.8
Sint Maarten	44.2	44.2	-	-	44.2	-	-	-	-
<b>South Africa</b>	<b>529.0</b>	<b>514.0</b>	<b>15.0</b>	<b>300.0</b>	-	-	<b>15.0</b>	-	<b>214.0</b>
South Africa	529.0	514.0	15.0	300.0	-	-	15.0	-	214.0
<b>Asia (excl. Central Asia)</b>	<b>5 026.0</b>	<b>4 978.3</b>	<b>47.7</b>	<b>883.1</b>	<b>2 393.0</b>	<b>217.0</b>	<b>914.4</b>	<b>518.4</b>	<b>100.0</b>
Bangladesh	600.0	600.0	-	350.0	-	-	-	250.0	-
Cambodia	225.1	198.9	26.2	-	78.8	146.3	-	-	-
China	800.0	800.0	-	100.0	200.0	-	500.0	-	-
India	2 410.9	2 410.9	-	311.7	2 000.0	12.1	87.1	-	-
Laos	105.0	100.0	5.0	-	105.0	-	-	-	-
Maldives	58.4	58.4	-	-	-	-	-	18.4	40.0
Mongolia	44.9	44.9	-	-	-	44.9	-	-	-
Nepal	100.0	100.0	-	100.0	-	-	-	-	-
Regional - Asia	681.7	665.2	16.5	21.4	9.3	13.7	327.3	250.0	60.0
<b>Central Asia</b>	<b>321.9</b>	<b>321.9</b>	-	<b>150.6</b>	-	-	-	-	<b>171.3</b>
Kazakhstan	69.1	69.1	-	-	-	-	-	-	69.1
Regional - Central Asia	20.0	20.0	-	-	-	-	-	-	20.0
Tajikistan	30.0	30.0	-	30.0	-	-	-	-	-
Uzbekistan	202.8	202.8	-	120.6	-	-	-	-	82.2
<b>Latin America</b>	<b>4 554.4</b>	<b>4 536.7</b>	<b>17.7</b>	<b>2 439.0</b>	<b>48.8</b>	<b>882.2</b>	<b>167.7</b>	<b>356.5</b>	<b>660.2</b>
Argentina	530.8	530.8	-	100.0	-	222.6	45.0	88.3	75.0
Brazil	1 748.7	1 748.7	-	1 236.1	3.5	264.9	7.1	7.1	230.0
Chile	200.0	200.0	-	-	-	200.0	-	-	-
Colombia	180.5	180.5	-	-	45.3	-	-	-	135.2
Ecuador	292.9	281.7	11.2	112.5	-	169.3	-	11.2	-
El Salvador	33.3	33.3	-	16.7	-	-	-	-	16.7
Mexico	123.3	123.3	-	-	-	-	-	-	123.3
Peru	81.6	81.6	-	81.6	-	-	-	-	-
Regional - Latin America	1 363.2	1 356.7	6.5	892.1	-	25.4	115.7	250.0	80.0
<b>Former Member States</b>	<b>456.2</b>	<b>456.2</b>	-	-	<b>149.7</b>	<b>243.0</b>	<b>6.4</b>	-	<b>57.1</b>
United Kingdom	456.2	456.2	-	-	149.7	243.0	6.4	-	57.1
<b>Total</b>	<b>42 754.4</b>	<b>38 114.5</b>	<b>4 639.9</b>	<b>5 940.4</b>	<b>10 613.9</b>	<b>5 960.4</b>	<b>4 302.7</b>	<b>4 270.0</b>	<b>11 667.0</b>

\* Includes financial services (equity investments in fund agency agreements).

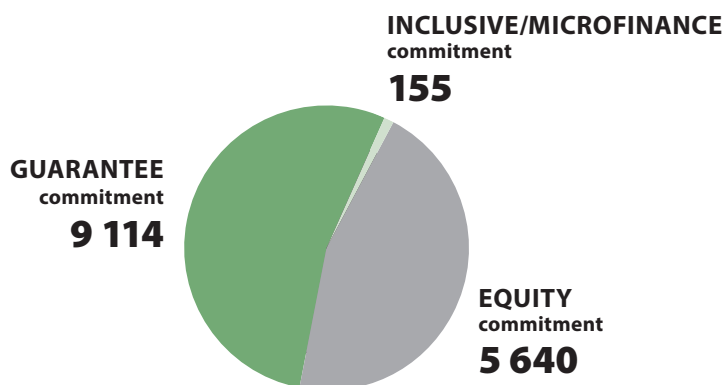


# EUROPEAN INVESTMENT FUND

## HIGHLIGHTS 2023

EIF 2023 volumes by product (€ million)

**€14.9bn**  
signed transactions

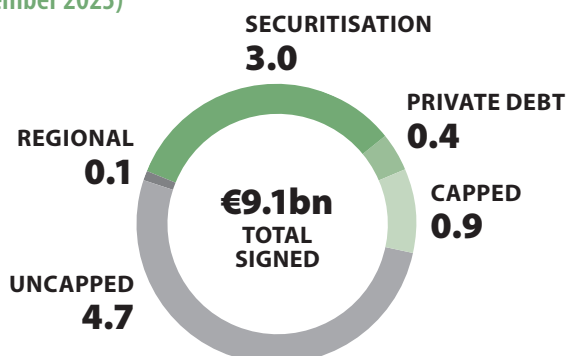


Equity commitments in € billion (as at 31 December 2023)

- Venture capital
- Private debt
- Private equity
- Infrastructure



Guarantee signatures in € billion (as at 31 December 2023)



Inclusive finance signatures in € million (as at 31 December 2023)

- Capped
- Loans





# EIF EQUITY SIGNATURES (as of December 2023)

(€ million)

EIF OVERVIEW 2023	DEAL NAME	RESOURCE(S)	GEOGRAPHIC FOCUS	TOTAL
<b>Infrastructure</b>	Impax New Energy Investors IV SCSp			50.0
	Taaleri SolarWind III SCSp	EIF (PE) in IEU PP, IEU - Climate and Infrastructure - PP Infra, Infra Climate Funds, Infra Climate Funds – RePowerEU, KBC Infra	Finland	125.0
	Capenergie 5 SLP	Infra Climate Funds	France	15.0
	Andera Smart Infra 1SLP	EIF (PE) in IEU PP, IEU - Climate and Infrastructure - PP Infra	France	60.0
	BaltCap Infrastructure Fund II	EIF (PE) in IEU PP, IEU - Climate and Infrastructure - PP Infra, IEU - Social Infrastructure - PP Infra	Lithuania	75.0
	Clean Energy Infrastructure Fund	EIF (PE) in IEU PP, IEU - Climate and Infrastructure - PP Infra	Lithuania	75.0
	SDCL Green Energy Solutions Fund LP	EIF (PE) in IEU PP, IEU - Climate and Infrastructure - PP Infra, Infra Climate Funds	Ireland	125.0
	White Summit Capital Infrastructure Decarbonisation Fund II	EIF (PE) in IEU PP, IEU - Climate and Infrastructure - PP Infra, Infra Climate Funds	Spain	150.0
	Niam Infra Fund AB	EIF (PE) in IEU PP, IEU - Climate and Infrastructure - PP Infra, Infra Climate Funds	Sweden	75.0
	Rockton Sustainable Aviation Fund I	EIF (PE) in IEU PP, IEU - Climate and Infrastructure - PP Infra	Sweden	75.0
	Ginkgo Co-Investment B SCSp	Infra Climate Funds	Switzerland	25.2
	Sustainable Growth Infrastructure Fund SCSp SICAV-RAIF	EIF (PE) in IEU PP, IEU - Climate and Infrastructure - PP Infra, Infra Climate Funds, KBC Infra	United Kingdom	135.0
	Cordiant Digital Infrastructure Fund	EIF (PE) in IEU PP, IEU - Climate and Infrastructure - PP Infra	United Kingdom	75.0
	<b>Private debt</b>	AMC V SCA RAIF	RRF - Romania	Austria
Armada Fund VI Ky		EIF, RCR-PE	Finland	50.0
FPCI Indigo Capital K		Asset Management Umbrella Fund - European Secondaries Compartment	France	5.5
EMZ 10		Asset Management Umbrella Fund - European Private Equity II	France	15.0
FPCI Indigo Capital		Asset Management Umbrella Fund - European Secondaries Compartment	France	4.4
BE Beteiligungen Fonds II GmbH & Co.		EIF (PE) in IEU PP, ERP in GFF-EIF Growth, GFF in GFF-EIF Growth, IEU - CMU - PP	Germany	40.0
Dutch Mezzanine Fund IV		EIF (PE) in IEU PP, ERP in GFF-EIF Growth, GFF in GFF-EIF Growth, IEU - CMU - PP	Netherlands	40.0
Pride Capital III Feeder C.V.		EIF, ERP in GFF-EIF Growth, GFF in GFF-EIF Growth, RCR-PE	Netherlands	40.0
Claret European Growth Capital Fund IV		EIF, ERP in GFF-EIF Growth, GFF in GFF-EIF Growth, RCR-PE	United Kingdom	70.0
Ambienta Sustainable Credit Opportunities		EIF (PE) in IEU PP, IEU - CMU - PP	United Kingdom	30.0
<b>Private equity</b>	Impact Expansion Fund I	EIF (PE) in IEU PP, IEU - CMU - PP, IEU - Climate and Environmental Solutions - PP, RCR-IEU	Belgium	30.0
	Axcel VII KS	Asset Management Umbrella Fund - European Private Equity II, EIF, RCR-PE	Denmark	55.0
	Andera Mid-Cap 5	Asset Management Umbrella Fund - European Private Equity II	France	15.0
	ISAI Expansion III	EIF (PE) in IEU PP, IEU - CMU - PP, IEU - Digital and CCS - PP, RCR-IEU	France	30.0
	Argos Climate Action Fund	EIF, RCR-PE	France	40.0
	Momentum Invest II	EIF (PE) in IEU PP, IEU - CMU - PP, RCR-IEU	France	30.0
	LTC IV FPCI	EIF, RCR-PE	France	40.0
	Tikehau Regenerative Agriculture	EIF, RCR-PE	France	40.0
	Trocadero Environnement et Performance I	EIF, IEU - Climate and Environmental Solutions - LE, RCR – RePowerEU	France	30.0
	Parquest Capital III	EIF, RCR-PE	France	10.0
	Booster Capital Fund I	RRF - Romania	Romania	30.0
	Capidea Kapital IV K/S	EIF (PE) in IEU PP, IEU - CMU - PP, RCR-IEU	Denmark	30.2
	Beyond Capital Partners Fund III	EIF (PE) in IEU PP, IEU - CMU - PP, RCR-IEU	Germany	30.0
	Vidia Climate Fund I	EIF, ERP in GFF-EIF Growth, GFF in GFF-EIF Growth, RCR – RePowerEU	Germany	75.8
	EMERAM Private Equity Fund II SCSp	EIF, ERP in GFF-EIF Growth, GFF in GFF-EIF Growth, RCR-PE	Germany	56.2
	Maguar Capital II GmbH & Co. KG	IEU - Digital and CCS - LE	Germany	30.0
	Halcyon Equity Partners SCA SICAR	EIF (PE) in IEU PP, IEU - CMU - PP, RCR-IEU	Greece	30.0

# EIF EQUITY SIGNATURES (as of December 2023) (continued)

(€ million)

EIF OVERVIEW 2023	DEAL NAME	RESOURCE(S)	GEOGRAPHIC FOCUS	TOTAL
<b>Private equity</b>	Xenon Private Equity VIII	Asset Management Umbrella Fund - European Private Equity II, EIF, RCR-PE	Italy	40.0
	Arcadia Sustainable Capital III	EIF (PE) in IEU PP, IEU - CMU - PP	Italy	30.0
	Gradiente III	EIF, RCR-PE	Italy	40.0
	Progressio Investimenti IV	EIF, RCR-PE	Italy	40.0
	FSI II	European Tech Champions Initiative (ETCI)	Italy	150.0
	Fondo Italiano Agri & Food - FIAF	EIF, RCR-PE	Italy	30.0
	CMF-Cipio Partners	German CMF	Luxembourg	2.0
	Karmijn Kapitaal Fund III	EIF (PE) in IEU PP, IEU - CMU - PP, RCR-IEU	Netherlands	15.0
	Rivean Capital Fund VII Cooperatief UA	EIF, RCR-PE	Netherlands	20.0
	HitecVision New Energy Fund 2	EIF, RCR - RePowerEU	Norway	50.0
	V4C Poland Plus Fund II SCA SICAV-RAIF	EIF, RCR-PE	Poland	40.0
	Innova/7 SCA SICAV-RAIF	RRF - Romania	Poland	10.0
	Spire Capital Partners Fund I SCA SICAV-RAIF	EIF (PE) in IEU PP, IEU - CMU - PP, IEU - Digital and CCS - PP, RCR-IEU	Poland	27.5
	Fondo Nazca Small Cap II	EIF, RCR-PE	Spain	40.0
	Nexus Iberia Private Equity Fund II	EIF, RCR-PE	Spain	40.0
	OFG Continuation Fund FICC	Asset Management Umbrella Fund - European Secondaries Compartment	Spain	4.0
	FONDO ISETEC V FCR	EIF (PE) in IEU PP, IEU - CMU - PP, RCR-IEU	Spain	30.0
	Arta Capital Fund III, FCR	EIF (PE) in IEU PP, IEU - CMU - PP, RCR-IEU	Spain	40.0
	Helix Kapital 3.2 AB	EIF (PE) in IEU PP, IEU - CMU - PP, RCR-IEU	Sweden	26.1
	Verdane Capital XI (D2) AB	Asset Management Umbrella Fund - European Private Equity II, EIF, ERP in GFF-EIF Growth, GFF in GFF-EIF Growth, RCR-PE	Sweden	75.0
	Alder III (E) AB	EIF, RCR - RePowerEU	Sweden	51.6
	Capital D Fund 2 SCSp	EIF (PE) in IEU PP, IEU - CMU - PP, IEU - Digital and CCS - PP, RCR-IEU	United Kingdom	30.0
<b>Venture capital</b>	EAF-Austria Ertler	European Angels Fund S.C.A. SICAR - aws Business Angel Fonds (Austria)	Austria	0.3
	EAF-Austria Gartner	European Angels Fund S.C.A. SICAR - aws Business Angel Fonds (Austria)	Austria	1.0
	EAF-Austria Hauser	European Angels Fund S.C.A. SICAR - aws Business Angel Fonds (Austria)	Austria	0.3
	3VC II SCSp	EIF (PE) in IEU PP, ERP, IEU - Digital Europe - PP - B, RCR-IEU	Austria	30.0
	Qbic III Fund	EIF (PE) in IEU PP, IEU - Climate and Environmental Solutions - PP, IEU - Digital and CCS - PP, IEU - Enabling Sectors - PP	Belgium	35.0
	CD3 IV (Centre for Drug Design and Discovery)	EIF (PE) in IEU PP, IEU - Enabling Sectors - PP	Belgium	35.0
	Vesalius Biocapital IV S.C.A., SICAR	EIF, ERP, RCR-VC	Belgium	40.0
	imec.xpand II COMMV	EIF (PE) in IEU PP, IEU - Semiconductors- PP - B	Belgium	35.0
	Vives Inter-University Fund	IEU - Enabling Sectors - LE	Belgium	25.0
	MCC VC Fund I Coöperatief U.A.	IEU - Digital and CCS - LE, JER-009 Additional Fund	Bulgaria	15.0
	Co-investment with Telesystem - Northstar	Luxembourg Future Fund - Co-Investments	Canada	1.3
	33East Fund 1 C.V.	RRF - Cyprus	Cyprus	27.0
	Tilia Impact Ventures Fund II	IEU - Climate and Environmental Solutions - LE, IEU - Social Entrepreneurship and Impact Investing - LE	Czech Republic	18.8
	Heartcore Capital Fund V KS	EIF, ERP, RCR-VC	Denmark	40.3
	EAF-Denmark Syndicate DICO	European Angels Fund S.C.A. SICAR - Denmark	Denmark	0.5
	Heartcore Capital Growth III KS	EIF, ERP in GFF-EIF Growth, GFF in GFF-EIF Growth, RCR-VC	Denmark	45.0
	Voima Ventures Fund III Ky	IEU - Climate and Environmental Solutions - LE, IEU - Digital and CCS - LE, IEU - Enabling Sectors - LE	Finland	35.0
	Open Ocean Fund 2023 Ky	EIF, RCR-VC	Finland	40.0
	4Elements Fund I SAS	EIF (PE) in IEU PP, IEU - Climate and Environmental Solutions - PP, RCR-IEU	France	20.0
	Keensight Nova VI A SLP	European Tech Champions Initiative (ETCI)	France	100.0

# EIF EQUITY SIGNATURES (as of December 2023) (continued)

(€ million)

EIF OVERVIEW 2023	DEAL NAME	RESOURCE(S)	GEOGRAPHIC FOCUS	TOTAL
Venture capital	HCVC Fund II	EIF (PE) in IEU PP,IEU - Digital and CCS - PP,IEU - Enabling Sectors - PP	France	20.0
	Partech Impact Fund FPCI	EIF (PE) in IEU PP,IEU - Social Entrepreneurship and Impact Investing - PP,RCR-IEU	France	25.0
	Ring Mission Venture Capital I	EIF (PE) in IEU PP,IEU - Social Entrepreneurship and Impact Investing - PP,RCR-IEU	France	20.0
	Frst 3 FPCI	EIF,RCR-VC	France	30.0
	BNP Paribas European Impact Bonds Fund 2	IEU - Social Entrepreneurship and Impact Investing - LE	France	10.0
	OSER Bourgogne-Franche-Comte	ESIF - Bourgogne (PE)	France	15.0
	Phitrust Partenaires Inclusion SAS	IEU - Social Entrepreneurship and Impact Investing - LE	France	20.0
	Revaia Growth II SLP	EIF (PE) in IEU PP,IEU - CMU - PP,RCR-IEU	France	40.0
	Ventech Capital VI	EIF,ERP,RCR-VC	France	39.5
	CMF-Earlybird Growth I	German CMF	Germany	9.0
	HV Capital COIFacility 1 GmbH & Co. KG	EIB-EIF Co-Inv Facility II - AI	Germany	7.5
	Ve-Squared GmbH & Co. KG	IEU - Space - LE - B	Germany	20.3
	HV Capital COIFacility 2 GmbH & Co. KG	ERP in GFF-EIF Growth,GFF in GFF-EIF Growth,IEU - Space - LE - B	Germany	50.3
	Yttrium Co-Investment Nr. 2 GmbH & Co. KG	EIB-EIF Co-Inv Facility II - AI	Germany	6.2
	42CAP IV GmbH & Co. KG	EIF (PE) in IEU PP,ERP,IEU - Digital Europe - PP - B,IEU - Digital and CCS - PP,IEU - Space - PP - B	Germany	40.0
	Matterwave Industrial Technologies II GmbH & Co. KG	ERP,IEU - Digital and CCS - LE,IEU - Enabling Sectors - LE,LfA-EIF 3	Germany	40.0
	HV Capital Fund IX Ventures GmbH & Co. geschlossene Investment KG	EIF,ERP,LfA-EIF 3,RCR-VC	Germany	50.1
	HV Capital Fund IX Growth GmbH & Co. geschlossene Investment KG	EIF,ERP in GFF-EIF Growth,GFF in GFF-EIF Growth,LfA-EIF 3,RCR-VC	Germany	129.6
	Alpine Space Ventures Fund I GmbH & Co. KG	ERP,IEU - Space - LE - B,LfA-EIF 3	Germany	60.0
	Vireo Electrification Fund I GmbH & Co. KG	EIF,ERP,RCR - RePowerEU	Germany	20.0
	EAF-Germany Warzecha	EIF-ERP in EAF Germany,ERP in EAF Germany,RCR13 in EAF Germany	Germany	0.2
	GET Fund I GmbH & Co. KG	EIF,ERP in GFF-EIF Growth,GFF in GFF-EIF Growth,RCR - RePowerEU	Germany	60.0
	Atlantic Labs Co-Invest III GmbH & Co. KG	IEU - Space - LE - B	Germany	5.3
	Heal.Capital II GmbH & Co. KG	ERP,IEU - Enabling Sectors - LE,SDUF - Health Compartment	Germany	30.0
	Headline Global Growth Lux IV SCSp	European Tech Champions Initiative (ETCI)	Germany	350.0
	Future Energy Ventures Fund I, SCA SICAV-RAIF	EIF,ERP in GFF-EIF Growth,GFF in GFF-EIF Growth,RCR - RePowerEU,SDUF - European GreenTech	Germany	60.0
	UNI.FUND II	IEU - Digital and CCS - LE	Greece	20.0
	Frontline Europe Early Stage Fund III LP	EIF,RCR-VC	Ireland	40.0
	Fountain Healthcare Partners Fund IV	EIF,RCR-VC	Ireland	40.0
	EAF-Ireland Clibborn	European Angels Fund S.C.A. SICAR - Business Angel Fund Ireland	Ireland	0.6
	WakeUp Capital Fund I	EIF (PE) in IEU PP,IEU - Social Entrepreneurship and Impact Investing - PP,NPI EI - Ireland Seed Innovation Fund,RCR-IEU	Ireland	20.0
	Blue Revolution Fund L.P.	EIF (PE) in IEU PP,IEU - Blue Economy - PP - B,RCR-IEU	Ireland	20.0
	Resolve Ventures Fund I	IEU - Climate and Environmental Solutions - LE,NPI EI - Ireland Seed Innovation Fund	Ireland	20.0
XGen Venture Life Science Fund	SDUF - Health Compartment	Italy	10.0	
Deep Blue Ventures	CDP-ITA Tech II,IEU - Digital and CCS - LE,IEU - Enabling Sectors - LE	Italy	40.0	
VC Partners Fund I	EIF (PE) in IEU PP,IEU - Digital and CCS - PP	Italy	25.0	
Linfa Ventures	CDP-Social Impact,EIF,RCR-VC	Italy	34.0	
Practica Venture Capital III KUB	Baltic Innovation Fund 2,EIF (PE) in IEU PP,IEU - Digital Europe - PP - B,IEU - Enabling Sectors - PP	Lithuania	20.0	
Co-investment with Paladin European Cyber Fund - Cyberhedge (EUR)	Luxembourg Future Fund - Co-Investments	Luxembourg	0.3	
Orbital Ventures Co-Invest S.C.Sp.	IEU - Space - LE - B	Luxembourg	5.7	
SET Fund IV Cooperatief U.A.	EIF,ERP,RCR - RePowerEU,SDUF - European GreenTech	Netherlands	60.0	

## EIF EQUITY SIGNATURES (as of December 2023) (continued)

(€ million)

EIF OVERVIEW 2023	DEAL NAME	RESOURCE(S)	GEOGRAPHIC FOCUS	TOTAL
Venture capital	Blume Equity Fund I SCSp	EIF (PE) in IEU PP,IEU - Climate and Environmental Solutions - PP,NPI Invest NL - DFF,RCR-IEU	Netherlands	40.0
	Circular Plastics Fund I SCSp	EIF (PE) in IEU PP,IEU - Blue Economy - PP - B,IEU - Climate and Environmental Solutions - PP,RCR-IEU	Netherlands	50.0
	BioGeneration Capital Fund V Cooperatief U.A.	EIF,RCR-VC,SDUF - Health Compartment	Netherlands	22.8
	Newion Opportunity Fund 1 C.V.	IEU - Digital and CCS - PP - escalar	Netherlands	25.0
	Future Food Fund II	EIF (PE) in IEU PP,IEU - Climate and Environmental Solutions - PP,NPI Invest NL - DFF,RCR-IEU	Netherlands	20.0
	Convent Capital Agri Food Fund Cooperatief	EIF (PE) in IEU PP,IEU - Blue Economy - PP - B,RCR-IEU	Netherlands	35.0
	EQT Health Economics 3 Coöperatief U.A.	EIF,RCR-VC,SDUF - Health Compartment	Netherlands	40.0
	Sandwater Fund I AS	EIF,RCR-VC	Norway	34.8
	Inovo Fund III SCSp	IEU - Digital and CCS - LE	Poland	25.0
	Market One Capital II SCSp	IEU - Digital and CCS - LE	Poland	25.0
	Radix Fund	EIF (PE) in IEU PP,IEU - Climate and Environmental Solutions - PP,IEU - Enabling Sectors - PP	Poland	25.0
	Biovance Capital Fund I FCR	IEU - Enabling Sectors - LE,NPI BPF I - Portugal Tech	Portugal	35.0
	GapMinder Fund II COÖPERATIEF U.A.	IEU - Digital Europe - LE - B,IEU - Digital and CCS - LE,RRF - Romania	Romania	30.0
	Invivo Ventures III	EIF (PE) in IEU PP,IEU - Enabling Sectors - PP,RCR-IEU	Spain	25.0
	Thrive Fund I AB	IEU - Social Entrepreneurship and Impact Investing - LE	Sweden	17.8
	DN Capital - Global Venture Capital VI	EIF,ERP,RCR-VC	United Kingdom	40.0
	Atomico Growth VI SCSp	European Tech Champions Initiative (ETCI)	United Kingdom	283.2
<b>Total</b>				<b>5.639.7</b>

# EIF GUARANTEE SIGNATURES (as of December 2023)

(€ million)

EIF OVERVIEW 2023	DEAL NAME	RESOURCE(S)	GEOGRAPHIC FOCUS	TOTAL
<b>Capped</b>	FED Invest - WB GF4SME	WB GF III	Albania	4.0
	ProCredit Umbrella - Albania - WB GF4SME	WB GF III	Albania	4.0
	Austria Wirtschaftsservice GmbH (AWS) - IEU - CCG	IEU - Innov and Digit - CG, IEU - SME Comp - CG, IEU - SMEW Sustainability - CG	Austria	20.5
	Wallonie Entrepreneurs (former Sowalfin) - IEU - CCG	IEU - Innov and Digit - CG, IEU - SME Comp - CG, IEU - SMEW Sustainability - CG	Belgium	7.5
	Finance & Invest Brussels - IEU - CDG	IEU - SME Comp - CG, IEU - SMEW Sustainability - CG	Belgium	4.5
	Wallonie Entrepreneurs (former Sowalfin) - IEU - CDG	IEU - SME Comp - CG	Belgium	2.1
	PMV/z-Leningen - IEU - CDG	IEU - CCS - CG, IEU - MicroFinance - CG, IEU - SME Comp - CG, IEU - SMEW Sustainability - CG	Belgium	15.7
	ProCredit Umbrella - Bosnia - WB GF4SME	WB GF III	Bosnia and Herzegovina	4.8
	Bulgarian Development Bank (BDB) - IEU - CDG	IEU - Innov and Digit - CG, IEU - SME Comp - CG, IEU - SMEW Sustainability - CG	Bulgaria	6.0
	UniCredit - Umbrella - UniCredit Bulbank - IEU - CDG	IEU - Innov and Digit - CG, IEU - Social Entrepreneurship - CG, IEU - SMEW Sustainability - CG, IEU - Skills and Edu - CG	Bulgaria	10.0
	Eurobank Bulgaria - RRF Bulgaria - CDG	RRF BG - SME Competitiveness, RRF BG - Sustainability	Bulgaria	33.8
	UniCredit Bulbank - RRF Bulgaria - CDG	RRF BG - SME Competitiveness, RRF BG - Sustainability	Bulgaria	29.0
	United Bulgarian Bank - RRF Bulgaria - CDG	RRF BG - SME Competitiveness, RRF BG - Sustainability	Bulgaria	61.6
	ProCredit Bank (Bulgaria) EAD - RRF Bulgaria - CDG	RRF BG - SME Competitiveness, RRF BG - Sustainability	Bulgaria	29.6
	UniCredit - Umbrella - Zagrebacka banka d.d. - IEU - CDG	IEU - MicroFinance - CG, IEU - Social Entrepreneurship - CG, IEU - SIW Sustainability - EERE - CG, IEU - Skills and Edu - CG	Croatia	8.7
	EIFO (Denmark's Export and Investment Fund) - IEU - CDG	IEU - CCS - CG, IEU - SME Comp - CG	Denmark	12.1
	OP Osuuskunta (Finland) - IEU - CDG	IEU - SME Comp - CG	Finland	5.0
	LocalTapiola - IEU - CDG	IEU - SME Comp - CG	Finland	1.5
	BPCE - SOCAMA - IEU - CCG	IEU - SME Comp - CG	France	30.0
	Credit Agricole S.A. - IEU - CDG	IEU - Innov and Digit - CG, IEU - SMEW Sustainability - CG	France	16.5
	CM-CIC Leasing Solutions - IEU - CDG	IEU - SME Comp - CG	France	5.0
	National Bank of Greece - IEU - CDG	IEU - MicroFinance - CG, IEU - SIW Sustainability - Mobility - CG, IEU - SIW Sustainability - EERE - CG, IEU - Skills and Edu - CG	Greece	16.6
	Piraeus Bank - RRF Greece - CDG	RRF Greece - SME Competitiveness, RRF Greece - SME Innovation & Digitalisation, RRF Greece - SME Sustainability	Greece	115.2
	National Bank of Greece - RRF Greece - CDG	RRF Greece - SME Competitiveness, RRF Greece - SME Innovation & Digitalisation, RRF Greece - SME Sustainability	Greece	108.0
	K&H Bank Zrt. (Hungary) - IEU - CDG	IEU - Innov and Digit - CG, IEU - SME Comp - CG, IEU - SMEW Sustainability - CG	Hungary	8.0
	Credito Emiliano - IEU - CDG	IEU - Innov and Digit - CG, IEU - SME Comp - CG, IEU - SMEW Sustainability - CG	Italy	22.3
	Banca Cassa di Risparmio di Savigliano - IEU - CDG	IEU - CCS - CG, IEU - Innov and Digit - CG, IEU - SMEW Sustainability - CG, IEU - Skills and Edu - CG	Italy	3.8
	UniCredit - Umbrella - UniCredit SPA (CE) - IEU - CDG	IEU - Innov and Digit - CG, IEU - MicroFinance - CG, IEU - Social Entrepreneurship - CG, IEU - SMEW Sustainability - CG, IEU - Skills and Edu - CG	Italy	8.0
	Cassa Depositi e Prestiti (CDP) - IEU - CCG	IEU - CCS - CG, IEU - SME Comp - CG, IEU - Skills and Edu - CG	Italy	120.0
	KEP Trust - WB GF4SME	WB GF III	Kosovo	0.9
	ProCredit Umbrella - Kosovo - WB GF4SME	WB GF III	Kosovo	2.2
	MDDG S.à.r.l. (Luxembourg) - IEU - CDG	IEU - CCS - CG	Luxembourg	8.3
	Micro-credit Finance Institution Alter Modus - WB GF4SME	WB GF III	Montenegro	0.8
	ProCredit Umbrella - North Macedonia - WB GF4SME	WB GF III	North Macedonia	4.8
	Polfund - IEU - CCG	IEU - SME Comp - CG	Poland	2.8

# EIF GUARANTEE SIGNATURES (as of December 2023) (continued)

(€ million)

EIF OVERVIEW 2023	DEAL NAME	RESOURCE(S)	GEOGRAPHIC FOCUS	TOTAL
<b>Capped</b>	PKO Leasing - IEU - CDG	IEU - SME Comp - CG,IEU - SMEW Sustainability - CG	Poland	15.4
	Caixa Geral de Depósitos - IEU - CDG	IEU - CCS - CG,IEU - MicroFinance - CG,IEU - Social Entrepreneurship - CG,IEU - SME Comp - CG,IEU - SMEW Sustainability - CG,IEU - Skills and Edu - CG	Portugal	22.3
	Banco Comercial Português S.A. (BCP) - IEU - CDG	IEU - CCS - CG,IEU - Innov and Digit - CG,IEU - MicroFinance - CG,IEU - Social Entrepreneurship - CG,IEU - SME Comp - CG,IEU - SMEW Sustainability - CG,IEU - Skills and Edu - CG	Portugal	24.7
	UniCredit - Umbrella - UniCredit Bank SA (Romania) - IEU - CDG	IEU - Skills and Edu - CG	Romania	1.5
	BANCA COMERCIALA ROMANA - IEU - CDG	IEU - Skills and Edu - CG	Romania	1.5
	Banca Intesa Beograd - WB GF4SME	WB GF III	Serbia	4.3
	ProCredit Umbrella - Serbia - WB GF4SME	WB GF III	Serbia	5.6
	NLB Komercijalna Banka - WB GF4SME	WB GF III	Serbia	1.9
	Raiffeisenbank Serbia - WB GF4SME	WB GF III	Serbia	5.5
	CSOB (Slovakia) - IEU - CDG	IEU - SME Comp - CG,IEU - SMEW Sustainability - CG	Slovakia	6.0
	Slovenska zaručna a rozvojova banka - IEU - CDG	IEU - SME Comp - CG,IEU - SMEW Sustainability - CG	Slovakia	7.1
	SLSP - IEU - CDG	IEU - MicroFinance - CG,IEU - SMEW Sustainability - CG	Slovakia	10.9
	Ark Kapital AB - IEU - CDG	IEU - Innov and Digit - CG,IEU - SMEW Sustainability - CG,IEU - Skills and Edu - CG	Sweden	14.4
	Lisa & Friends AB - IEU - CDG	IEU - SMEW Sustainability - CG	Sweden	1.7
	Invoier AB - IEU - CDG	IEU - SME Comp - CG,IEU - SMEW Sustainability - CG	Sweden	3.8
	<b>Private debt</b>	123 Transition Energetique II	IEU - DDF	France
ELF European Lending II SCSP SICAV-RAIF		IEU - DDF	Germany	30.0
Azimut Diversified Corporate Credit ESG-8		IEU - DDF	Italy	30.0
PMI Italia III		IEU - DDF	Italy	30.0
Endeka Credito Italia I		IEU - DDF	Italy	25.0
Sound Senior Private Debt Fund 1		IEU - DDF	Lithuania	25.0
HeavyFinance Fund 1		IEU - DDF	Lithuania	20.0
CVI Fund Private Debt Fund II		IEU - DDF	Luxembourg	40.0
WDL SME Fund		IEU - DDF,NPI Invest NL - DACI	Netherlands	25.0
Zenon Fund IV S.C.A. SICAV-RAIF		IEU - DDF	Spain	30.0
Ture Credit Fund III SARL SICAV RAIF		IEU - DDF	Sweden	30.0
INOKS European Agri Transition Fund SICAV-FIS		IEU - DDF	Switzerland	40.0
VICENDA Debt Opportunities SCA SICAV-RAIF	IEU - DDF	Switzerland	30.0	
Investec Private Debt Fund II SCSp	IEU - DDF	United Kingdom	25.0	
<b>Regional</b>	Credit Agricole - ESIF - Bourgogne Franche-Comté	ESIF - Bourgogne (G&S)	France	30.0
	BPCE - ERDF FOSTER II	FOSTER II ERDF (G&S)	France	48.0
	BPCE S.A.- EAFRD - FOSTER II	EAFRD - FOSTER II EAFRD (G&S)	France	12.0
	Bank of Valletta - ESIF EERE Malta	EERE Malta	Malta	0.3
	TISE - ESIF-Silesia PRSL	ESIF-Silesia	Poland	1.5
	Fundusz Gornoslaski (FGSA) - ESIF-Silesia PRSL	ESIF - Silesia Treasury and FI Interest,ESIF-Silesia	Poland	3.5
<b>Securitisation</b>	Hypo Vorarlberg 2023 (Austria) - SLA Fronted	EIB-SLA Fronted	Austria	61.2
	Erste Bank Synthetic 2023 (Austria) - SLA Fronted	EIB-SLA Fronted	Austria	49.0
	ProCredit Bank Synthetic 2023 (Bulgaria) - OR/SLA Fronted	EIB-SLA Fronted,EIF GSM	Bulgaria	294.0
	Allianz Bank Bulgaria AD 2023 (Bulgaria) - OR/SLA Fronted	EIB-SLA Fronted,EIF GSM	Bulgaria	204.2
	BNP Paribas Synthetic 2022 (France) - SLA Fronted	EIB-SLA Fronted	France	118.7
	BNP Paribas Personal Finance 2023 (France) - EIB SLA / OR	EIB-SLA,EIF GSM	France	50.0
	BNP Paribas Synthetic 2023 (France) - SLA Fronted	EIB-SLA Fronted	France	106.3

# EIF GUARANTEE SIGNATURES (as of December 2023) (continued)

(€ million)

EIF OVERVIEW 2023	DEAL NAME	RESOURCE(S)	GEOGRAPHIC FOCUS	TOTAL
<b>Securitisation</b>	LBBW Synthetic 2023 - Germany - EIB Fronted	EIB-SLA Fronted	Germany	175.0
	Deutsche Bank Synthetic 2023-2 (Germany) - EIB SLA Fronted	EIB-SLA Fronted	Germany	150.0
	Alba 13 (Italy) - EIB SLA / OR	EIB-SLA, EIF GSM	Italy	30.0
	Deutsche Bank Synthetic 2023 - SLA Fronted	EIB-SLA Fronted	Italy	149.4
	Unicredit Synthetic RMBS 2023 (Italy) - SLA Fronted	EIB-SLA Fronted	Italy	65.2
	EFL leasing Synthetic 2023 (Poland) - OR/SLA Fronted	EIB-SLA Fronted, EIF GSM	Poland	453.2
	Santander Totta RMBS Synthetic 2023 (Portugal) - SLA Fronted	EIB-SLA Fronted	Portugal	80.6
	BT Synthetic 2023 (Romania) - OR/SLA Fronted	EIB-SLA Fronted, EIF GSM	Romania	401.4
	Deutsche Leasing Synthetic 2023 (Romania) - OR/SLA Fronted	EIB-SLA Fronted, EIF GSM	Romania	330.3
	Santander Spain ABS Consumer 2023 - OR/SLA	EIB-SLA, EIF GSM	Spain	30.0
	BBVA Consumer ABS 2023 (Spain) - OR/SLA	EIB-SLA, EIF GSM	Spain	30.0
	UCI RMBS Spain 2023 - SLA / OR	EIB-SLA, EIF GSM	Spain	40.0
	Sabadell Consumer Finance ABS 2023 (Spain) - OR/SLA	EIB-SLA, EIF GSM	Spain	30.0
	Santander Spain Synthetic RMBS 2023 - OR/SLA Fronted	EIB-SLA Fronted, EIF GSM	Spain	163.0
	<b>Uncapped</b>	UniCredit - Umbrella - UniCredit Bulbank - IEU - UDG	IEU - CCS - UG, IEU - Innov and Digit - UG, IEU - SIW Sustainability - Mobility - UG, IEU - SIW Sustainability - EERE - UG, IEU - SMEW Sustainability - UG	Bulgaria
UniCredit - Umbrella - Zagrebacka banka - IEU - UDG		IEU - CCS - UG, IEU - Innov and Digit - UG, IEU - SME Comp - Solvency - UG, IEU - SMEW Sustainability - UG	Croatia	50.0
UniCredit - Umbrella - UniCredit Leasing Croatia - IEU - UDG		IEU - Innov and Digit - UG	Croatia	5.0
Raiffeisenbank Czech Republic - IEU - UDG		IEU - Innov and Digit - UG, IEU - SMEW Sustainability - UG	Czech Republic	21.0
Komerčni banka a.s. - IEU - UDG		IEU - Innov and Digit - UG, IEU - SMEW Sustainability - UG	Czech Republic	35.0
UniCredit - Umbrella - UniCredit Leasing CZ - IEU - UDG		IEU - CCS - UG, IEU - Innov and Digit - UG, IEU - SMEW Sustainability - UG	Czech Republic	15.0
UniCredit - Umbrella - UniCredit Bank Czech Republic & Slovakia - IEU - UDG		IEU - CCS - UG, IEU - Innov and Digit - UG, IEU - SMEW Sustainability - UG	Czech Republic	65.0
SG Equipment Finance - IEU - UDG		IEU - Innov and Digit - UG	Czech Republic	15.0
Kompasbank - IEU - UDG		IEU - SMEW Sustainability - UG	Denmark	10.0
Flex Garanti II Aps - IEU - UDG		IEU - SME Comp - Solvency - UG	Denmark	15.0
Denmark's Export and Investment Fund (former Vaekstfonden) - IEU - UDG		IEU - Innov and Digit - UG	Denmark	29.9
Sydbank - IEU - UDG		IEU - Innov and Digit - UG, IEU - SMEW Sustainability - UG	Denmark	74.9
Danske Bank A/S - Finland CAG - UDG		FI CAG Sustainability	Denmark	50.0
LocalTapiola Corporate Lending I GP Ltd - IEU - UDG		IEU - SME Comp - Solvency - UG	Finland	10.0
Aktia - SMEi Finland		SIUGI Finland	Finland	7.5
POP Bank - SMEi Finland		SIUGI Finland	Finland	2.5
Oma Savings Bank - Finland CAG - UDG		FI CAG Sustainability	Finland	50.0
Aktia Bank - Finland CAG - UDG		FI CAG Sustainability	Finland	50.0
Wormser Freres Venture Loan II - IEU - UDG		IEU - Innov and Digit - UG, IEU - SME Comp - Solvency - UG, IEU - SMEW Sustainability - UG	France	15.0
Entrepreneur invest - IEU - UDG		IEU - CCS - UG, IEU - Innov and Digit - UG, IEU - SME Comp - Solvency - UG, IEU - SMEW Sustainability - UG	France	57.5
Financiere Arbevel - IEU - UDG	IEU - Innov and Digit - UG, IEU - SME Comp - Solvency - UG, IEU - SMEW Sustainability - UG	France	50.0	

# EIF GUARANTEE SIGNATURES (as of December 2023) (continued)

(€ million)

EIF OVERVIEW 2023	DEAL NAME	RESOURCE(S)	GEOGRAPHIC FOCUS	TOTAL
<b>Uncapped</b>	BpiFrance - IEU - UDG	IEU - Innov and Digit - UG,IEU - SMEW Sustainability - UG	France	75.0
	Eiffel Investment Group - IEU - UDG	IEU - Innov and Digit - UG,IEU - SMEW Sustainability - UG	France	45.0
	Buergschaftsbank Baden-Wuerttemberg - IEU - UCG	IEU - CCS - UG,IEU - Innov and Digit - UG,IEU - SME Comp - Solvency - UG,IEU - SMEW Sustainability - UG	Germany	76.0
	NRW.BANK - Investitionsbank Berlin (IBB) - IEU - UCG	IEU - CCS - UG,IEU - Innov and Digit - UG,IEU - SMEW Sustainability - UG	Germany	24.5
	UniCredit - Umbrella - UniCredit Bank Hungary - IEU - UDG	IEU - Innov and Digit - UG,IEU - SMEW Sustainability - UG	Hungary	35.0
	TENAX QIAIF ICAV - IEU - UDG	IEU - Innov and Digit - UG,IEU - SMEW Sustainability - UG	Ireland	60.0
	Strategic Banking Corporation of Ireland (SBCI) - Growth and Sustainability Loan Scheme	Irish SMEs II	Ireland	320.0
	Strategic Banking Corporation of Ireland (SBCI) - Residential Retrofit Loan Scheme	Irish Households	Ireland	320.0
	BVP Investments Limited - IEU - UDG	IEU - SMEW Sustainability - UG	Ireland	31.5
	BPER Banca - IEU - UDG	IEU - CCS - UG,IEU - Innov and Digit - UG,IEU - SMEW Sustainability - UG	Italy	110.0
	UniCredit - Umbrella - UniCredit SpA (CE) - IEU - UDG	IEU - CCS - UG,IEU - Innov and Digit - UG,IEU - SIW Sustainability - Mobility - UG,IEU - SIW Sustainability - EERE - UG,IEU - SMEW Sustainability - UG	Italy	43.8
	Banca Cambiano 1884 - IEU - UDG	IEU - Innov and Digit - UG,IEU - SMEW Sustainability - UG	Italy	40.0
	SOLUTION BANK - IEU - UDG	IEU - Innov and Digit - UG,IEU - SMEW Sustainability - UG	Italy	55.0
	Illimity - IEU - UDG	IEU - Innov and Digit - UG,IEU - SMEW Sustainability - UG	Italy	50.0
	Intesa Sanpaolo S.p.A. (Italy) - IEU - UDG	IEU - Innov and Digit - UG	Italy	50.0
	BDM BANCA - IEU - UDG	IEU - Innov and Digit - UG,IEU - SMEW Sustainability - UG	Italy	25.0
	MedioCredito Centrale Banca del Mezzogiorno (MCC BdM) - IEU - UDG	IEU - Innov and Digit - UG,IEU - SMEW Sustainability - UG	Italy	25.0
	UAB SME BANK - IEU - UDG	IEU - Innov and Digit - UG,IEU - SMEW Sustainability - UG	Lithuania	20.0
	Aegon Investment Management - IEU - UDG	IEU - Innov and Digit - UG,IEU - SME Comp - Solvency - UG,IEU - SMEW Sustainability - UG	Netherlands	55.0
	Cooperatieve Rabobank U.A. - IEU - UDG	IEU - Innov and Digit - UG	Netherlands	60.0
	Banco BPI - IEU - UDG	IEU - CCS - UG,IEU - Innov and Digit - UG,IEU - SMEW Sustainability - UG	Portugal	108.5
	Banco Santander Totta SA - IEU - UDG	IEU - SMEW Sustainability - UG	Portugal	48.5
	Caixa Geral de Depósitos - IEU - UDG	IEU - Innov and Digit - UG	Portugal	46.0
	UniCredit - Umbrella - UniCredit Bank SA (Romania) - IEU - UDG	IEU - CCS - UG,IEU - Innov and Digit - UG	Romania	30.0
	Banca Comerciala Romana SA - RRF Romania - UDG	RRF RO - SME Competitiveness,RRF RO - Sustainability	Romania	357.0
	Raiffeisen Bank SA - RRF Romania - UDG	RRF RO - SME Competitiveness,RRF RO - Sustainability	Romania	400.0
	ProCredit Bank Romania - RRF Romania - UDG	RRF RO - SME Competitiveness,RRF RO - Sustainability	Romania	252.5
	CEC Bank SA - RRF Romania - UDG	RRF RO - SME Competitiveness,RRF RO - Sustainability	Romania	210.0
	Banca Transilvania SA - RRF Romania - UDG	RRF RO - SME Competitiveness,RRF RO - Sustainability	Romania	326.0
	CEC Bank (RON) - SMEi Romania	SIUGI Romania (RON)	Romania	3.6
	Banca Comerciala Romana - (RON) - SMEi Romania	SIUGI Romania (RON)	Romania	12.1
	Procredit Bank - (RON) - SMEi Romania	SIUGI Romania (RON)	Romania	12.1
	Libra Bank - (RON) - SMEi Romania	SIUGI Romania (RON)	Romania	3.5
	BANCA COMERCIALA ROMANA - IEU - UDG	IEU - CCS - UG	Romania	10.4
	Alpha Bank Romania - RRF Romania - UDG	RRF RO - SME Competitiveness,RRF RO - Sustainability	Romania	45.0
	UniCredit Bank Romania - RRF Romania - UDG	RRF RO - SME Competitiveness,RRF RO - Sustainability	Romania	205.0
	UniCredit - Umbrella - UniCredit Leasing Slovakia - IEU - UDG	IEU - CCS - UG,IEU - Innov and Digit - UG,IEU - SMEW Sustainability - UG	Slovakia	15.0



## EIF GUARANTEE SIGNATURES (as of December 2023) (continued)

(€ million)

EIF OVERVIEW 2023	DEAL NAME	RESOURCE(S)	GEOGRAPHIC FOCUS	TOTAL
<b>Uncapped</b>	SID banka - IEU - UDG	IEU - Innov and Digit - UG,IEU - SMEW Sustainability - UG	Slovenia	42.0
	UniCredit - Umbrella - UniCredit Banka Slovenija - IEU - UDG	IEU - Innov and Digit - UG,IEU - SIW Sustainability - Mobility - UG,IEU - SIW Sustainability - EERE - UG,IEU - SMEW Sustainability - UG	Slovenia	25.0
	Banco Santander - IEU - UDG	IEU - Innov and Digit - UG,IEU - SMEW Sustainability - UG	Spain	200.0
	ZUBI CAPITAL IMPACT VENTURE FINANCE - IEU - UDG	IEU - Innov and Digit - UG	Spain	8.0
	Inveready Asset Management - IEU - UDG	IEU - Innov and Digit - UG	Spain	30.0
	Alantra Multi Asset - IEU - UDG	IEU - SME Comp - Solvency - UG,IEU - SMEW Sustainability - UG	Spain	51.0
	Crede Rent - IEU - UDG	IEU - SMEW Sustainability - UG	Spain	30.0
	SEB - IEU - UDG	IEU - Innov and Digit - UG,IEU - SMEW Sustainability - UG	Sweden	30.0
	Serafim - IEU - UDG	IEU - SME Comp - Solvency - UG	Sweden	10.0
	Stiftelsen Norrlandsfonden - IEU - UDG	IEU - Innov and Digit - UG,IEU - SMEW Sustainability - UG	Sweden	10.1
	DBT CAPITAL AB - IEU - UDG	IEU - Innov and Digit - UG,IEU - SMEW Sustainability - UG	Sweden	10.1
<b>Total</b>				<b>9 114.3</b>

# EIF INCLUSIVE FINANCE SIGNATURES (as of December 2023)

(€ million)

EIF OVERVIEW 2023	DEAL NAME	RESOURCE(S)	GEOGRAPHIC FOCUS	TOTAL
<b>Capped</b>	F'in Common - IEU - CDG	IEU - Social Entrepreneurship - CG	Belgium	0.8
	BDB MicroFinancing EAD - IEU - CDG	IEU - MicroFinance - CG	Bulgaria	1.0
	Erste & Steiermärkische Bank d.d. - IEU - CDG	IEU - MicroFinance - CG, IEU - Social Entrepreneurship - CG	Croatia	1.1
	CSOB (Czech Republic) - IEU - CDG	IEU - MicroFinance - CG	Czech Republic	1.7
	Merkur Andelskasse - IEU - CDG	IEU - Social Entrepreneurship - CG	Denmark	2.0
	France Active Garantie - IEU - CCG	IEU - MicroFinance - CG, IEU - Social Entrepreneurship - CG, IEU - SME Comp - CG	France	13.9
	Sogama Credit Associatif - IEU - CCG	IEU - Social Entrepreneurship - CG, IEU - Skills and Edu - CG	France	4.0
	Avanseo - IEU - CDG	IEU - MicroFinance - CG	France	3.0
	La NEF - IEU - CDG	IEU - Social Entrepreneurship - CG	France	10.0
	SOCODEN-FEC - IEU - CDG	IEU - Social Entrepreneurship - CG	France	2.0
	Cooperative Bank of Karditsa - IEU - CDG	IEU - MicroFinance - CG, IEU - Social Entrepreneurship - CG, IEU - SME Comp - CG	Greece	3.0
	Smart Microcredit Microfinance Institution SA (Microsmart) - IEU - CDG	IEU - MicroFinance - CG	Greece	0.7
	TMEDE Microfinance Solutions - IEU - CDG	IEU - MicroFinance - CG	Greece	2.0
	Finansu Bite Verslui - IEU - CDG	IEU - MicroFinance - CG, IEU - SMEW Sustainability - CG	Lithuania	2.0
	UAB SME Bank - IEU - CDG	IEU - MicroFinance - CG	Multi-country	0.8
	UAB SME FINANCE - IEU - CDG	IEU - Innov and Digit - CG, IEU - MicroFinance - CG, IEU - SMEW Sustainability - CG	Multi-country	5.0
	Erste Bank Group - IEU - CDG	IEU - Social Entrepreneurship - CG	Multi-country	9.0
	Komerčni banka a.s. - IEU - CDG	IEU - CCS - CG, IEU - MicroFinance - CG, IEU - Social Entrepreneurship - CG, IEU - SIW Sustainability - EERE - CG, IEU - Skills and Edu - CG	Multi-country	16.5
	Noviti - IEU - CDG	IEU - MicroFinance - CG	Multi-country	3.0
	Froda - IEU - CDG	IEU - MicroFinance - CG	Multi-country	4.0
	TISE (Towarzystwo Inwestycji Społeczno-Ekonomicznych) - IEU - CDG	IEU - Social Entrepreneurship - CG, IEU - SME Comp - CG	Poland	3.0
	Raiffeisen Bank S.A. - IEU - CDG	IEU - MicroFinance - CG	Romania	5.1
	ROMCOM - IEU - CDG	IEU - MicroFinance - CG	Romania	0.5
	Colonya Caixa Pollenca - IEU - CDG	IEU - MicroFinance - CG, IEU - Social Entrepreneurship - CG	Spain	2.3
	Seed Capital Bizkaia Mikro SCR Pyme - IEU - CDG	IEU - MicroFinance - CG	Spain	0.6
	Laboral Kutxa - IEU - CDG	IEU - MicroFinance - CG, IEU - Social Entrepreneurship - CG	Spain	8.2
	Aros Kapital - IEU - CDG	IEU - MicroFinance - CG	Sweden	3.9
	Nordic Finance Business Partner - IEU - CDG	IEU - MicroFinance - CG	Sweden	2.5
<b>Loans</b>				28.6
<b>Capacity building investments</b>	Flexidea - IEU - CBI - MF	IEU - Capacity Building	Latvia	1.0
	Noviti - IEU CBI - MF	IEU - Capacity Building	Lithuania	1.0
	Patria Bank - IEU CBI - MF	IEU - Capacity Building	Romania	5.0
	Patria Credit - IEU CBI - MF	IEU - Capacity Building	Romania	3.0
	Nordic Finance Business - IEU - CBI - MF	IEU - Capacity Building	Sweden	4.8
<b>Total</b>				<b>154.8</b>





# FINANCING AND BORROWING ACTIVITIES

2023